

643406-1 ✓ ACTIVE

MATE-N-LOK | Universal MATE-N-LOK

TE Internal #: 643406-1

PCB Mount Header, Vertical, Wire-to-Board, 5 Position, 6.35 mm [.25 in] Centerline, Fully Shrouded, Pre-Tin, Universal MATE-N-LOK

[View on TE.com >](#)



Connectors > PCB Connectors > PCB Headers & Receptacles



PCB Connector Type: **PCB Mount Header**

PCB Mount Orientation: **Vertical**

Connector System: **Wire-to-Board**

Number of Positions: **5**

Number of Rows: **1**

Features

Product Type Features

Mixed & Hybrid Header	No
Connector Shape	Rectangular
PCB Connector Type	PCB Mount Header
Connector System	Wire-to-Board
Header Type	Fully Shrouded
Sealable	No
Connector & Contact Terminates To	Printed Circuit Board
Connector Product Type	Connector Assembly

Configuration Features

Number of Columns	5
Number of Loaded Positions	5
Number of Power Positions	5
Connector Contact Load Condition	Fully Loaded
PCB Mount Orientation	Vertical
Number of Positions	5



Number of Rows	1
----------------	---

Electrical Characteristics

Operating Voltage	600 VAC
-------------------	---------

Body Features

Primary Product Color	White
-----------------------	-------

Contact Features

Contact Underplating Material	Nickel
Mating Pin Diameter	2.2 mm[.087 in]
Contact Underplating Material Thickness	1.27 – 1.79 μm [50 – 70 μin]
Contact Size	2.2mm
Contact Mating Area Plating Material Thickness	3.81 – 5.08 μm [150 – 200 μin]
PCB Contact Termination Area Plating Material Thickness	3.81 – 5.08 μm [150 – 200 μin]
Contact Shape & Form	Round
Contact Layout	Inline
Contact Base Material	Phosphor Bronze
PCB Contact Termination Area Plating Material	Pre-Tin
Contact Mating Area Plating Material	Pre-Tin
Contact Type	Pin
Contact Current Rating (Max)	12 A

Termination Features

Termination Post & Tail Diameter	1.57 mm[.062 in]
Termination Post & Tail Length	3.56 mm[.14 in]
Termination Method to PCB	Through Hole - Solder

Mechanical Attachment

Panel Mount Feature	Without
Mating Retention Type	Locking Tab
Mating Retention	With
Mating Alignment Type	Polarization
PCB Mount Alignment Type	Standard Polarized Tail
PCB Mount Retention	Without
PCB Mount Alignment	With
Connector Mounting Type	Board Mount



Mating Alignment	With
------------------	------

Housing Features

Mating Entry Location	Top
-----------------------	-----

Housing Material	Nylon
------------------	-------

Centerline (Pitch)	6.35 mm [.25 in]
--------------------	------------------

Dimensions

Connector Width	7.62 mm [.3 in]
-----------------	-----------------

PCB Thickness (Recommended)	1.57 mm [.062 in]
-----------------------------	-------------------

Connector Height	13.97 mm [.55 in]
------------------	-------------------

Connector Length	33.02 mm [1.3 in]
------------------	-------------------

Profile Height from PCB	14.73 mm [.58 in]
-------------------------	-------------------

Usage Conditions

Operating Temperature (Max)	105 °C [221 °F]
-----------------------------	-----------------

Operating Temperature Range	-40 – 105 °C [-40 – 221 °F]
-----------------------------	-----------------------------

Operation/Application

Circuit Application	Power
---------------------	-------

Industry Standards

Compatible With Agency/Standards Products	CSA, UL, VDE
---	--------------

UL Rating	Recognized
-----------	------------

Compatible With Approved Standards Products	UL E28476
---	-----------

Glow Wire Rating	Standard Part - Not Glow Wire
------------------	-------------------------------

UL Flammability Rating	UL 94V-0
------------------------	----------

Packaging Features

Packaging Quantity	100
--------------------	-----

Packaging Method	Bag
------------------	-----

Product Compliance

[For compliance documentation, visit the product page on TE.com>](#)

EU RoHS Directive 2011/65/EU	Compliant
------------------------------	-----------

EU ELV Directive 2000/53/EC	Compliant
-----------------------------	-----------

China RoHS 2 Directive MIIT Order No 32, 2016	No Restricted Materials Above Threshold
---	---

EU REACH Regulation (EC) No. 1907/2006	
--	--



Current ECHA Candidate List: JAN 2025
(247)
Candidate List Declared Against: JAN 2025
(247)
Does not contain REACH SVHC

Halogen Content

Low Halogen - Br, Cl, F, I < 900 ppm per homogenous material. Also BFR/CFR/PVC Free

Solder Process Capability

Wave solder capable to 265°C

Product Compliance Disclaimer

This information is provided based on reasonable inquiry of our suppliers and represents our current actual knowledge based on the information they provided. This information is subject to change. The part numbers that TE has identified as EU RoHS compliant have a maximum concentration of 0.1% by weight in homogenous materials for lead, hexavalent chromium, mercury, PBB, PBDE, DBP, BBP, DEHP, DIBP, and 0.01% for cadmium, or qualify for an exemption to these limits as defined in the Annexes of Directive 2011/65/EU (RoHS2). Finished electrical and electronic equipment products will be CE marked as required by Directive 2011/65/EU. Components may not be CE marked. Additionally, the part numbers that TE has identified as EU ELV compliant have a maximum concentration of 0.1% by weight in homogenous materials for lead, hexavalent chromium, and mercury, and 0.01% for cadmium, or qualify for an exemption to these limits as defined in the Annexes of Directive 2000/53/EC (ELV). Regarding the REACH Regulation, the information TE provides on SVHC in articles for this part number is based on the latest European Chemicals Agency (ECHA) 'Guidance on requirements for substances in articles' posted at this URL: <https://echa.europa.eu/guidance-documents/guidance-on-reach>

Compatible Parts



TE Part # 643030-3
05P UMNL STR/REL V2 NATL



TE Part # 770016-1
05P UMNLII IN-LNE PLUG HSG KIT



TE Part # 794283-1
05P UMNL PIN HDR ASSY 94VO



TE Part # 350811-1
STR/REL CLAMP



TE Part # 350848-5
05P UMNL PLUG TEST ASSY 94VO



TE Part # 643030-4
05P UMNL STR/REL



TE Part # 926306-5
UMNL 5 WAY CAP HSG



TE Part # 1-350589-0
STR/REL CLAMP NATL




TE Part # 1969809-1
05P UMNL PIN HDR ASSY, PIN RA V0 GW



TE Part # 643030-1
05P UMNL STR/REL



TE Part # 350809-1
05P UMNL PLUG HSG



TE Part # 794584-1
05P UMNL SOC HDR ASSY POL SN




TE Part # 643030-2
05P UMNL STR/REL V2 NATL




TE Part # 643406-3
05P UMNL PIN HDR ASS BLK 94VO


Also in the Series | **Universal MATE-N-LOK**




Circular Power Connectors(2)



Connector Contacts(208)




Connector Hardware(12)



Power Contacts(208)



Rectangular Power Connectors(651)



Standard Circular Connectors(1)

Customers Also Bought



TE Part #1-2176328-9
CRGP 1206 330R 1%



TE Part #1-770874-1
04P MINI UMNL HDR ASSY AU LF



TE Part #1-770875-1
06P MINI UMNL HDR ASSY AU LF




TE Part #1-794073-1
08P MINI UMNL HDR W/O DH AU LF



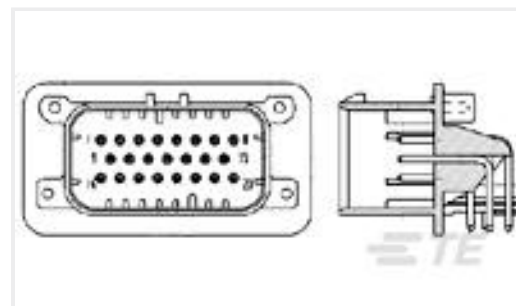
TE Part #1-770973-1
14P MINI UMNL R/A HDR ASSY LF



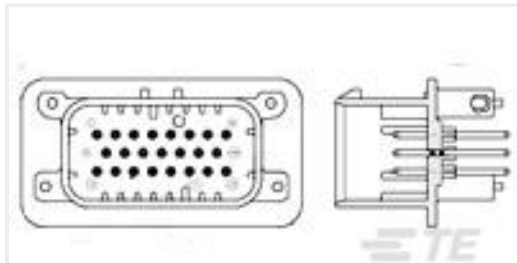
TE Part #641966-1
03P UMNL PIN HDR ASSY 94VO




TE Part #3-641209-6
06P MTA156 HDR ASSY FL ST LF



TE Part #770669-4
23POS, PIN DIA 1.3, HDR ASSY, 90DEG,
COD 4



TE Part #776231-5
35POS, PIN DIA 1.3, HDR ASSY,
180DEG, COD 5



TE Part #1-1423696-0
NUT, 3/8, KNURL, 15.0, BRASS

Documents

Product Drawings

[05P UMNL PIN HDR ASSY POL 94VO](#)

English

CAD Files

[3D PDF](#)

3D

Customer View Model

[ENG_CVM_CVM_643406-1_J.2d_dxf.zip](#)

English

Customer View Model

[ENG_CVM_CVM_643406-1_J.3d_igs.zip](#)

English

Customer View Model

[ENG_CVM_CVM_643406-1_J.3d_stp.zip](#)

English

[3D PDF](#)

English

Customer View Model

[ENG_CVM_643406-1_N.3d_igs.zip](#)

English

Customer View Model

[ENG_CVM_643406-1_N.3d_stp.zip](#)

English

Customer View Model

[ENG_CVM_643406-1_N.2d_dxf.zip](#)

English



By downloading the CAD file I accept and agree to the [Terms and Conditions](#) of use.

Datasheets & Catalog Pages

[SOFT_SHELL_PIN_SOCKET_CONNECTORS_STANDARD_DENSITY](#)

English

Product Specifications

[Application Specification](#)

English

Instruction Sheets

[Instruction Sheet \(U.S.\)](#)

English

Agency Approvals

[UL](#)

English