



AMP

TE Internal #: 556881-5

PCB Mount Receptacle, Vertical, Wire-to-Board, 5 Position, 11.18 mm [.44 in] Centerline, Fully Shrouded, Tin (Sn), Through Hole - Solder, Power, Black

[View on TE.com >](#)

Connectors > PCB Connectors > PCB Headers & Receptacles



PCB Connector Type: **PCB Mount Receptacle**

PCB Mount Orientation: **Vertical**

Connector System: **Wire-to-Board**

Number of Positions: **5**

Number of Rows: **1**

Features

Product Type Features

| | |
|-----------------------------------|-----------------------|
| Mixed & Hybrid Header | No |
| Connector Shape | Rectangular |
| PCB Connector Type | PCB Mount Receptacle |
| Connector System | Wire-to-Board |
| Header Type | Fully Shrouded |
| Sealable | No |
| Connector & Contact Terminates To | Printed Circuit Board |
| Connector Product Type | Connector Assembly |

Configuration Features

| | |
|----------------------------------|--------------|
| Number of Columns | 5 |
| Number of Loaded Positions | 5 |
| Number of Power Positions | 5 |
| Connector Contact Load Condition | Fully Loaded |
| PCB Mount Orientation | Vertical |



| | |
|---------------------|---|
| Number of Positions | 5 |
|---------------------|---|

| | |
|----------------|---|
| Number of Rows | 1 |
|----------------|---|

Electrical Characteristics

| | |
|-------------------|---------|
| Operating Voltage | 600 VDC |
|-------------------|---------|

Body Features

| | |
|-----------------------|-------|
| Primary Product Color | Black |
|-----------------------|-------|

Contact Features

| | |
|-------------------------------|--------|
| Contact Underplating Material | Nickel |
|-------------------------------|--------|

| | |
|---|---|
| Contact Underplating Material Thickness | 1.27 μm [50 μin] |
|---|---|

| | |
|--|-------|
| PCB Contact Termination Area Plating Material Finish | Matte |
|--|-------|

| | |
|--|--|
| Contact Mating Area Plating Material Thickness | 3.81 μm [150 μin] |
|--|--|

| | |
|----------------------|-----------|
| Contact Shape & Form | Dual Beam |
|----------------------|-----------|

| | |
|---|--|
| PCB Contact Termination Area Plating Material Thickness | 3.81 μm [150 μin] |
|---|--|

| | |
|----------------|--------|
| Contact Layout | Inline |
|----------------|--------|

| | |
|-----------------------|--------------|
| Contact Base Material | Copper Alloy |
|-----------------------|--------------|

| | |
|---|-----|
| PCB Contact Termination Area Plating Material | Tin |
|---|-----|

| | |
|---|-------|
| Contact Mating Area Plating Material Finish | Matte |
|---|-------|

| | |
|--------------------------------------|----------|
| Contact Mating Area Plating Material | Tin (Sn) |
|--------------------------------------|----------|

| | |
|--------------|-----|
| Contact Type | Tab |
|--------------|-----|

| | |
|------------------------------|------|
| Contact Current Rating (Max) | 30 A |
|------------------------------|------|

Termination Features

| | |
|--------------------------------|-----------------|
| Termination Post & Tail Length | 4.9 mm[.193 in] |
|--------------------------------|-----------------|

| | |
|---------------------------|-----------------------|
| Termination Method to PCB | Through Hole - Solder |
|---------------------------|-----------------------|

Mechanical Attachment

| | |
|---------------------|---------|
| Panel Mount Feature | Without |
|---------------------|---------|

| | |
|-----------------------|-------------|
| Mating Retention Type | Locking Tab |
|-----------------------|-------------|

| | |
|------------------|------|
| Mating Retention | With |
|------------------|------|

| | |
|-----------------------|--------------|
| Mating Alignment Type | Polarization |
|-----------------------|--------------|

| | |
|--------------------------|---------------|
| PCB Mount Retention Type | Mounting Ears |
|--------------------------|---------------|

| | |
|--------------------------|--------------|
| PCB Mount Alignment Type | Polarization |
|--------------------------|--------------|

| | |
|---------------------|------|
| PCB Mount Retention | With |
|---------------------|------|

| | |
|---------------------|------|
| PCB Mount Alignment | With |
|---------------------|------|



| | |
|-------------------------|-------------|
| Connector Mounting Type | Board Mount |
|-------------------------|-------------|

| | |
|------------------|------|
| Mating Alignment | With |
|------------------|------|

Housing Features

| | |
|-----------------------|-----|
| Mating Entry Location | Top |
|-----------------------|-----|

| | |
|------------------|-----------------|
| Housing Material | Polyphthalamide |
|------------------|-----------------|

| | |
|--------------------|-------------------|
| Centerline (Pitch) | 11.18 mm [.44 in] |
|--------------------|-------------------|

Dimensions

| | |
|-----------------|--------------------|
| Connector Width | 12.73 mm [.501 in] |
|-----------------|--------------------|

| | |
|-----------------------------|---------------------------------|
| PCB Thickness (Recommended) | 1.57 – 3.18 mm [.062 – .125 in] |
|-----------------------------|---------------------------------|

| | |
|------------------|--------------------|
| Connector Height | 14.43 mm [.568 in] |
|------------------|--------------------|

| | |
|------------------|---------------------|
| Connector Length | 80.14 mm [3.155 in] |
|------------------|---------------------|

Usage Conditions

| | |
|-----------------------------|-----------------|
| Operating Temperature (Max) | 105 °C [221 °F] |
|-----------------------------|-----------------|

| | |
|-----------------------------|--------------------------|
| Operating Temperature Range | 0 – 105 °C [32 – 221 °F] |
|-----------------------------|--------------------------|

Operation/Application

| | |
|---------------------|-------|
| Circuit Application | Power |
|---------------------|-------|

Industry Standards

| | |
|---|---------|
| Compatible With Agency/Standards Products | CSA, UL |
|---|---------|

| | |
|-----------|------------|
| UL Rating | Recognized |
|-----------|------------|

| | |
|---|-----------|
| Compatible With Approved Standards Products | UL E28476 |
|---|-----------|

| | |
|------------------------|----------|
| UL Flammability Rating | UL 94V-0 |
|------------------------|----------|

Packaging Features

| | |
|--------------------|-----|
| Packaging Quantity | 100 |
|--------------------|-----|

| | |
|------------------|-----|
| Packaging Method | Box |
|------------------|-----|

Product Compliance

For compliance documentation, visit the product page on [TE.com](https://www.te.com)>

| | |
|------------------------------|-----------|
| EU RoHS Directive 2011/65/EU | Compliant |
|------------------------------|-----------|

| | |
|-----------------------------|-----------|
| EU ELV Directive 2000/53/EC | Compliant |
|-----------------------------|-----------|

| | |
|---|---|
| China RoHS 2 Directive MIIT Order No 32, 2016 | No Restricted Materials Above Threshold |
|---|---|

| | |
|--|--|
| EU REACH Regulation (EC) No. 1907/2006 | Current ECHA Candidate List: JAN 2025 (247) |
|--|--|



Candidate List Declared Against: JAN 2025 (247)

Does not contain REACH SVHC

| | |
|---------------------------|--|
| Halogen Content | Not Low Halogen - contains Br or Cl > 900 ppm. |
| Solder Process Capability | Not applicable for solder process capability |

Product Compliance Disclaimer

This information is provided based on reasonable inquiry of our suppliers and represents our current actual knowledge based on the information they provided. This information is subject to change. The part numbers that TE has identified as EU RoHS compliant have a maximum concentration of 0.1% by weight in homogenous materials for lead, hexavalent chromium, mercury, PBB, PBDE, DBP, BBP, DEHP, DIBP, and 0.01% for cadmium, or qualify for an exemption to these limits as defined in the Annexes of Directive 2011/65/EU (RoHS2). Finished electrical and electronic equipment products will be CE marked as required by Directive 2011/65/EU. Components may not be CE marked. Additionally, the part numbers that TE has identified as EU ELV compliant have a maximum concentration of 0.1% by weight in homogenous materials for lead, hexavalent chromium, and mercury, and 0.01% for cadmium, or qualify for an exemption to these limits as defined in the Annexes of Directive 2000/53/EC (ELV). Regarding the REACH Regulation, the information TE provides on SVHC in articles for this part number is based on the latest European Chemicals Agency (ECHA) 'Guidance on requirements for substances in articles' posted at this URL: <https://echa.europa.eu/guidance-documents/guidance-on-reach>

Compatible Parts



TE Part # 556879-5
PLUG HSG,AMPINNERGY WTB,5 POS

Customers Also Bought



TE Part #5-534978-5
30 MODII 2PC HDR DR W/HLDWN, ROHS




TE Part #2-328999-1
PIDG 16-14 R 3/8; TAPE




TE Part #8-35664-3
TERMINAL,SOLIS R 8 1/2



TE Part #DT13-12PB-B016
HDR, 12P, BLK, RA, ENH KEY, NI/CU, B




TE Part #556881-8
RCPT ASY,VRT,AMPINRGY WTB,8POS



TE Part #556881-6
RCPT ASY,VRT,AMPINRGY WTB,6POS



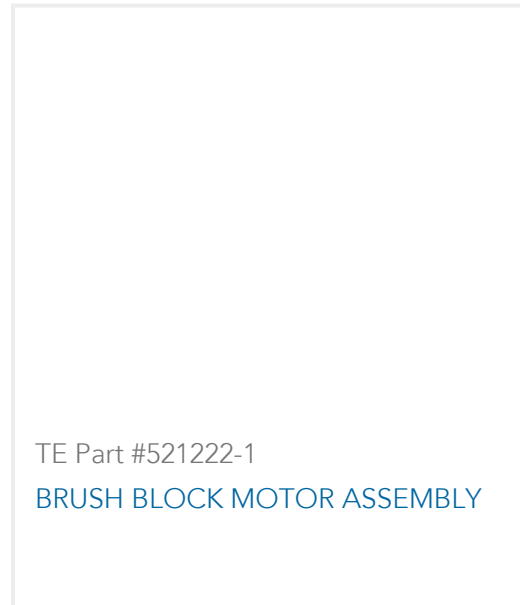
TE Part #52264
TERMINAL R PG 6 5/16



TE Part #556881-2
RCPT ASY,VRT,AMPINRGY WTB,2POS



TE Part #1375876-2
PLUG CONT,PLATED,0.8MM MIC INT



TE Part #521222-1
BRUSH BLOCK MOTOR ASSEMBLY

Documents

Product Drawings

[RCPT ASY,VRT,AMPINRGY WTB,5POS](#)

English

CAD Files

[3D PDF](#)

English

Customer View Model

[ENG_CVM_556881-5_D.2d_dxf.zip](#)

English

Customer View Model

[ENG_CVM_556881-5_D.3d_igs.zip](#)

English

Customer View Model

[ENG_CVM_556881-5_D.3d_stp.zip](#)

English

By downloading the CAD file I accept and agree to the [Terms and Conditions](#) of use.

Datasheets & Catalog Pages

[POWER_CONNECTORS_CATALOG_SEC02_CABLE_MOUNTED](#)

English

[1654742_HOUSEHOLD_APPLIANCES_RAST5](#)

English

Product Specifications

[Application Specification](#)

English



Application Specification

English

Instruction Sheets

Instruction Sheet (U.S.)

English

Agency Approvals

Agency Approval Document

English