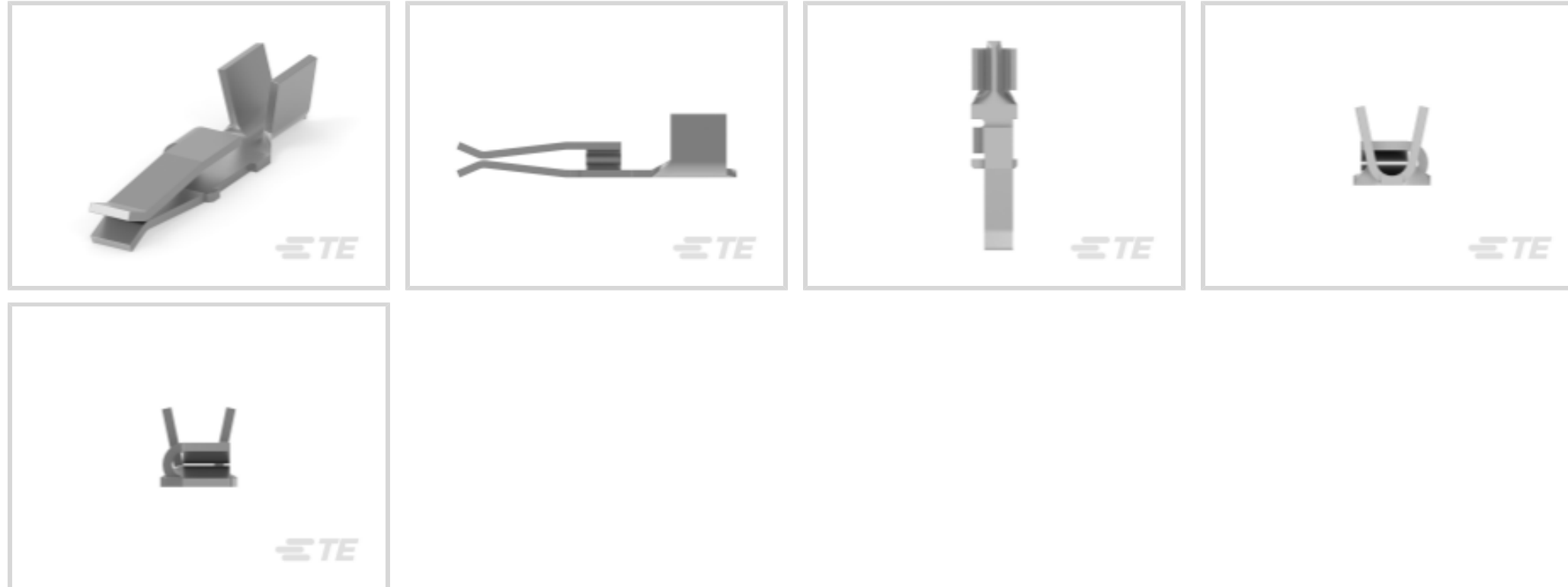




Connectors > Contacts > Connector Contacts



Contact Type: **Receptacle**

Contact Mating Area Plating Material: **Tin (Sn)**

Wire Contact Termination Area Plating Material: **Tin**

Operating Voltage: **600 VDC**

Features

Product Type Features

Discrete Wire Type	Stranded
--------------------	----------

Configuration Features

Compatible With Wire & Cable Type	Discrete Wire
-----------------------------------	---------------

Electrical Characteristics

Operating Voltage	600 VDC
-------------------	---------

Contact Features

Contact Shape & Form	Dual Beam
Wire Contact Termination Area Plating Thickness	2.54 μm[100 μin]
Barrel Type	Open
Contact Mating Area Plating Material Thickness	2.54 μm[100 μin]
Contact Length	27 mm[1.063 in]
Contact Type	Receptacle
Contact Mating Area Plating Material	Tin (Sn)
Wire Contact Termination Area Plating Material	Tin



Contact Retention Within Housing	With
Contact Base Material	Copper Alloy
Contact Current Rating (Max)	30 A

Termination Features

Termination Method to Wire & Cable	Crimp
Product Terminates To	Wire & Cable

Mechanical Attachment

Contact Retention Type Within Housing	Locking Lance
---------------------------------------	---------------

Dimensions

Wire Size	6530 – 10383 CMA
-----------	------------------

Usage Conditions

Operating Temperature Range	0 – 105 °C[32 – 221 °F]
-----------------------------	-------------------------

Operation/Application

Compatible With Wire Base Material	Copper
Circuit Application	Power

Industry Standards

Compatible With Agency/Standards Products	UL
UL Flammability Rating	UL 94V-0

Packaging Features

Packaging Method	Reel
Packaging Quantity	2000

Product Compliance

[For compliance documentation, visit the product page on TE.com>](#)

EU RoHS Directive 2011/65/EU	Compliant
EU ELV Directive 2000/53/EC	Compliant
China RoHS 2 Directive MIIT Order No 32, 2016	No Restricted Materials Above Threshold
EU REACH Regulation (EC) No. 1907/2006	Current ECHA Candidate List: JAN 2025 (247) Candidate List Declared Against: JAN 2025 (247) Does not contain REACH SVHC
Halogen Content	Low Halogen - Br, Cl, F, I < 900 ppm per homogenous material. Also BFR/CFR/PVC

Free

Solder Process Capability

Not applicable for solder process capability

Product Compliance Disclaimer

This information is provided based on reasonable inquiry of our suppliers and represents our current actual knowledge based on the information they provided. This information is subject to change. The part numbers that TE has identified as EU RoHS compliant have a maximum concentration of 0.1% by weight in homogenous materials for lead, hexavalent chromium, mercury, PBB, PBDE, DBP, BBP, DEHP, DIBP, and 0.01% for cadmium, or qualify for an exemption to these limits as defined in the Annexes of Directive 2011/65/EU (RoHS2). Finished electrical and electronic equipment products will be CE marked as required by Directive 2011/65/EU. Components may not be CE marked. Additionally, the part numbers that TE has identified as EU ELV compliant have a maximum concentration of 0.1% by weight in homogenous materials for lead, hexavalent chromium, and mercury, and 0.01% for cadmium, or qualify for an exemption to these limits as defined in the Annexes of Directive 2000/53/EC (ELV). Regarding the REACH Regulation, the information TE provides on SVHC in articles for this part number is based on the latest European Chemicals Agency (ECHA) 'Guidance on requirements for substances in articles' posted at this URL: <https://echa.europa.eu/guidance-documents/guidance-on-reach>

Compatible Parts

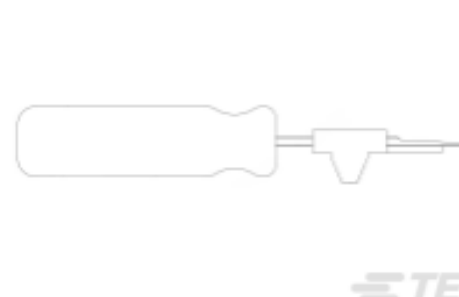


KIT
REPRESENTATION ONLY

TE Part # 7-2151317-7
OCEAN_2.0_SPARE_PART_KIT-180F



TE Part # 556879-3
PLUG HSG, AMPINNERGY WTB, 3 POS



TE Part # 91308-1
EXT TOOL AMP INNERGY WIRE BRD



TE Part # 2151317-2
OCEAN_2.0_Applicator-S-180F-RSA


Customers Also Bought



TE Part #CAT-T4827-T273
TIMER, RECEPTACLE AND TAB



TE Part #ASA035N00100235000
623 PLUG




TE Part #160170
TERM, SPADE, PIDG, 16-14, M5



TE Part #556879-6
PLUG HSG, AMPINNERGY WTB, 6 POS




TE Part #1338686-3
ANVIL



TE Part #2-2119582-1
Crimper, Insulation F Premium



TE Part #1803019-7
CRIMPER, INSULATION O



TE Part #465520-1
FLANGE



Documents

Product Drawings

[CONT,AMPINNRGY WTB,STRIP,10-12](#)

English

CAD Files

3D PDF

3D

Customer View Model

[ENG_CVM_CVM_556880-2_J.2d_dxf.zip](#)

English

Customer View Model

[ENG_CVM_CVM_556880-2_J.3d_igs.zip](#)

English

Customer View Model

[ENG_CVM_CVM_556880-2_J.3d_stp.zip](#)

English

3D PDF

English

Customer View Model

[ENG_CVM_556880-2_C.2d_dxf.zip](#)

English

Customer View Model

[ENG_CVM_556880-2_C.3d_igs.zip](#)

English

Customer View Model

[ENG_CVM_556880-2_C.3d_stp.zip](#)

English

By downloading the CAD file I accept and agree to the [Terms and Conditions](#) of use.

Datasheets & Catalog Pages

[POWER_CONNECTORS_CATALOG_SEC02_CABLE_MOUNTED](#)

English

[1654742_HOUSEHOLD_APPLIANCES_RAST5](#)

English



Product Specifications

Application Specification

English

Application Specification

English

Instruction Sheets

Instruction Sheet (U.S.)

English

Inspection of AMPINNERGY System Power Contacts

English

Instruction Sheet (U.S.)

English

Agency Approvals

Agency Approval Document

English