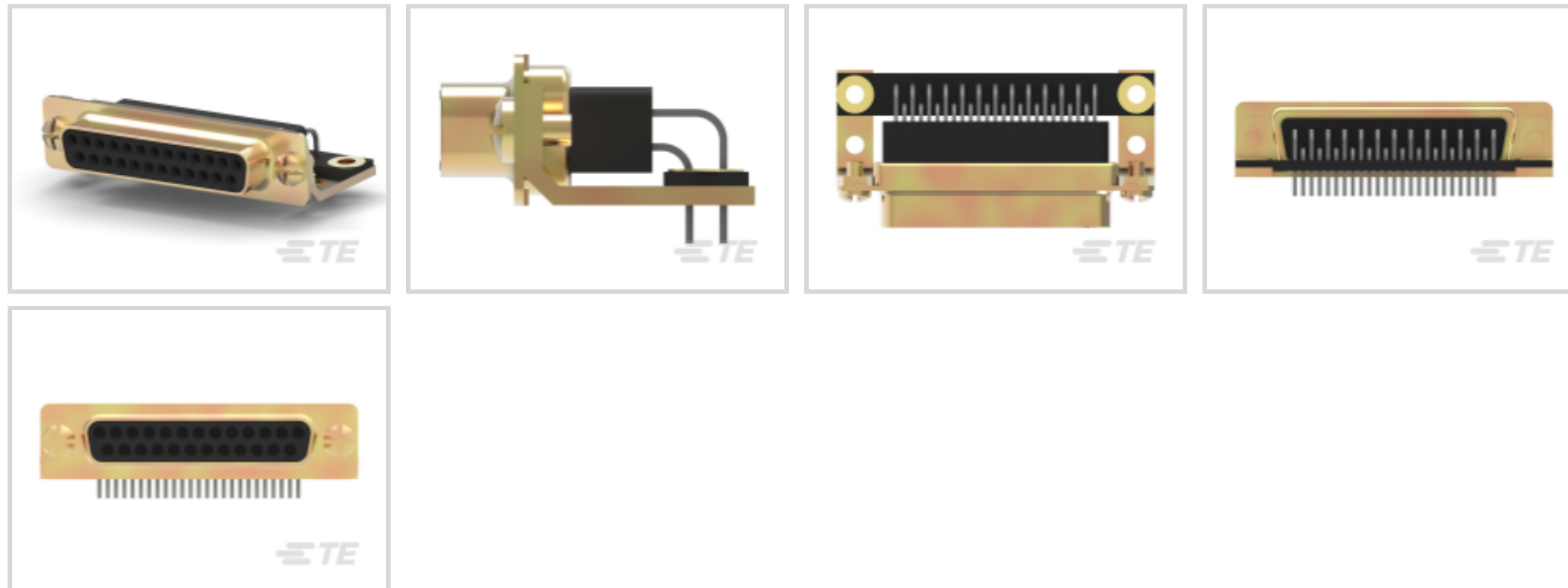




Connectors > D-Shaped Connectors



Number of Positions: 25

Connector & Housing Type: Receptacle

Connector System: Board-to-Board

Connector Mounting Type: Board Mount

Connector Shell Size: 3

Features

Product Type Features

Shell Material Configuration	Front Metal Shell
Connector & Housing Type	Receptacle
Connector System	Board-to-Board
Connector Shell Size	3
Connector & Contact Terminates To	Printed Circuit Board

Configuration Features

PCB Mount Orientation	Right Angle
Number of Rows	2
Number of Positions	25

Body Features

Shell Plating Material	Zinc
Primary Product Color	Black
Connector Profile	Standard

Contact Features

Contact Underplating Material	Nickel
-------------------------------	--------

Contact Shape & Form	Square
Contact Mating Area Plating Material	Gold Flash
Contact Base Material	Phosphor Bronze
PCB Contact Termination Area Plating Material	Tin
Contact Current Rating (Max)	6 A
Contact Options	Installed

Termination Features

Termination Method to PCB	Through Hole - Solder
Termination Post & Tail Length	3.18 mm[.125 in]
Square Termination Post & Tail Dimension	.63 mm[.025 in]

Mechanical Attachment

PCB Mount Retention	With
Mounting Hole Diameter	3.05 mm[.12 in]
Mating Retention	Without
PCB Mount Retention Type	Mounting Hole
Connector Mounting Type	Board Mount

Housing Features

Housing Material	Nylon GF
Shell Material	Steel
Centerline (Pitch)	2.74 mm[.108 in]

Dimensions

Row-to-Row Spacing	2.84 mm[.112 in]
PCB Thickness (Recommended)	2.36 mm[.093 in]

Usage Conditions

Operating Temperature Range	-55 – 105 °C[-67 – 221 °F]
-----------------------------	----------------------------

Operation/Application

Circuit Application	Signal
---------------------	--------

Industry Standards

UL Flammability Rating	UL 94V-0
------------------------	----------

Packaging Features

Packaging Quantity	70
Packaging Method	Package

Product Compliance

[For compliance documentation, visit the product page on TE.com>](#)

EU RoHS Directive 2011/65/EU	Compliant
EU ELV Directive 2000/53/EC	Compliant
China RoHS 2 Directive MIIT Order No 32, 2016	No Restricted Materials Above Threshold
EU REACH Regulation (EC) No. 1907/2006	Current ECHA Candidate List: JAN 2025 (247) Candidate List Declared Against: JUNE 2024 (241) Does not contain REACH SVHC
Halogen Content	Not Low Halogen - contains Br or Cl > 900 ppm.
Solder Process Capability	Wave solder capable to 265°C


Product Compliance Disclaimer

This information is provided based on reasonable inquiry of our suppliers and represents our current actual knowledge based on the information they provided. This information is subject to change. The part numbers that TE has identified as EU RoHS compliant have a maximum concentration of 0.1% by weight in homogenous materials for lead, hexavalent chromium, mercury, PBB, PBDE, DBP, BBP, DEHP, DIBP, and 0.01% for cadmium, or qualify for an exemption to these limits as defined in the Annexes of Directive 2011/65/EU (RoHS2). Finished electrical and electronic equipment products will be CE marked as required by Directive 2011/65/EU. Components may not be CE marked. Additionally, the part numbers that TE has identified as EU ELV compliant have a maximum concentration of 0.1% by weight in homogenous materials for lead, hexavalent chromium, and mercury, and 0.01% for cadmium, or qualify for an exemption to these limits as defined in the Annexes of Directive 2000/53/EC (ELV). Regarding the REACH Regulation, the information TE provides on SVHC in articles for this part number is based on the latest European Chemicals Agency (ECHA) 'Guidance on requirements for substances in articles' posted at this URL: <https://echa.europa.eu/guidance-documents/guidance-on-reach>

Also in the Series | **AMPLIMITE HDP**



Connector Contacts(6)



D-Shaped Connectors(65)

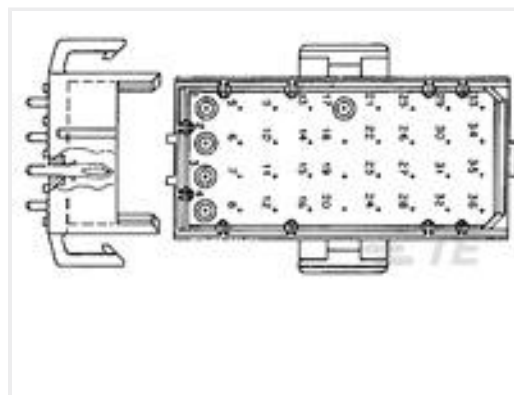


PCB D-Sub Connectors(65)

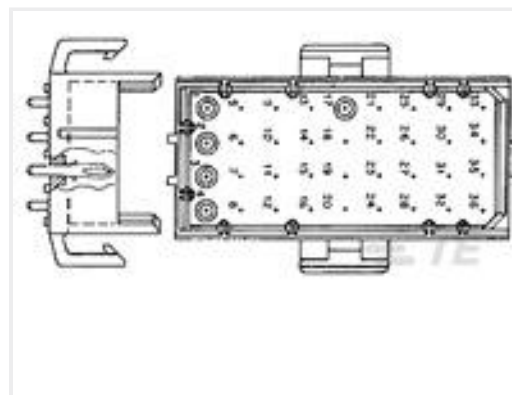
Customers Also Bought



TE Part #1558660-1
T9GV5L14-5



TE Part #640502-2
12P MR HDR ASSY V0




TE Part #2-640498-2
03P MR HDR ASSY VO LF



TE Part #1-5747299-6
15 RCPT SP/FMS SCRLK




TE Part #5787190-5
50 50SR R/A RCPT ASSY,RDSN L/F



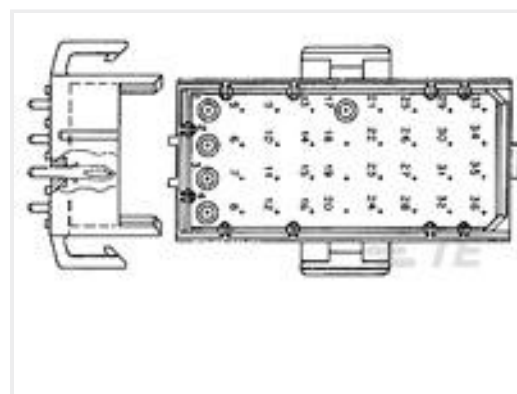
TE Part #6-1393028-9
OAC-5 = PCB mount, 3A,120V AC -
DC I/p



TE Part #1-745491-8
09 HDE MS RCPT,22-26,LEAD FREE



TE Part #104482-3
08 SHORT PT RCPT HSG DR .100CL



TE Part #640498-1
03P MR HDR ASSY V0



TE Part #5745116-1
50 RCPT RA/MS STD

Documents

Product Drawings

25 RCPT RA/MS STD

English

CAD Files

3D PDF

3D

Customer View Model

[ENG_CVM_CVM_5205858-1_A.2d_dxf.zip](#)

English

Customer View Model

[ENG_CVM_CVM_5205858-1_A.3d_igs.zip](#)

English

Customer View Model

[ENG_CVM_CVM_5205858-1_A.3d_stp.zip](#)

English

By downloading the CAD file I accept and agree to the [Terms and Conditions](#) of use.

Product Specifications



Application Specification

English

Agency Approvals

UL Report

English