

5205735-7 ✓ ACTIVE

AMPLIMITE | AMPLIMITE HD-20


TE Internal #: 5205735-7

15 Position D-Shaped Connector, Plug, Board-to-Board, Board Mount, 2 Shell Size, 2.74 mm [.108 in] Centerline, Printed Circuit Board, AMPLIMITE HD-20

[View on TE.com >](#)



Connectors > D-Shaped Connectors > D-Sub Plug Assembly: Standard, Vertical, Shell Size 2, 2.74mm



Number of Positions: **15**

Connector & Housing Type: **Plug**

Connector System: **Board-to-Board**

Connector Mounting Type: **Board Mount**

Connector Shell Size: **2**

[All D-Sub Plug Assembly: Standard, Vertical, Shell Size 2, 2.74mm \(18\)](#)

## Features

### Product Type Features

Shell Material Configuration	Full Metal Shell
Connector & Housing Type	Plug
Connector System	Board-to-Board
Connector Shell Size	2
Connector & Contact Terminates To	Printed Circuit Board

### Configuration Features

PCB Mount Orientation	Vertical
Number of Rows	2
Number of Positions	15

### Body Features

Shell Plating Material	Zinc
Primary Product Color	Black



Connector Profile	Standard
-------------------	----------

### Contact Features

Contact Underplating Material	Palladium Nickel
	30 $\mu$ m
Contact Shape & Form	Square
Contact Mating Area Plating Material	Gold (Au)
Contact Base Material	Brass
PCB Contact Termination Area Plating Material	Tin
Contact Current Rating (Max)	6 A
Contact Options	Installed

### Termination Features

Termination Method to PCB	Through Hole - Solder
Termination Post & Tail Length	4.78 mm[.188 in]
Square Termination Post & Tail Dimension	.63 mm[.025 in]

### Mechanical Attachment

PCB Mount Retention	Without
	.12 in
Mating Retention	Without
Connector Mounting Type	Board Mount

### Housing Features

Housing Material	Nylon GF
Shell Material	Steel
Centerline (Pitch)	2.74 mm[.108 in]

### Dimensions

Row-to-Row Spacing	2.84 mm[.112 in]
PCB Thickness (Recommended)	1.57 mm, 2.36 mm[.062 in][.093 in]

### Usage Conditions

Operating Temperature Range	-55 – 105 °C[-67 – 221 °F]
-----------------------------	----------------------------

### Operation/Application

Circuit Application	Signal
---------------------	--------

### Industry Standards

UL Flammability Rating	UL 94V-0
------------------------	----------



### Packaging Features

Packaging Quantity	13
Packaging Method	Tube

### Product Compliance

[For compliance documentation, visit the product page on TE.com>](#)

EU RoHS Directive 2011/65/EU	Compliant
EU ELV Directive 2000/53/EC	Compliant
China RoHS 2 Directive MIIT Order No 32, 2016	No Restricted Materials Above Threshold
EU REACH Regulation (EC) No. 1907/2006	Current ECHA Candidate List: JAN 2025 (247) Candidate List Declared Against: JAN 2025 (247) Does not contain REACH SVHC
Halogen Content	Not Low Halogen - contains Br or Cl > 900 ppm.
Solder Process Capability	Wave solder capable to 265°C


#### Product Compliance Disclaimer

This information is provided based on reasonable inquiry of our suppliers and represents our current actual knowledge based on the information they provided. This information is subject to change. The part numbers that TE has identified as EU RoHS compliant have a maximum concentration of 0.1% by weight in homogenous materials for lead, hexavalent chromium, mercury, PBB, PBDE, DBP, BBP, DEHP, DIBP, and 0.01% for cadmium, or qualify for an exemption to these limits as defined in the Annexes of Directive 2011/65/EU (RoHS2). Finished electrical and electronic equipment products will be CE marked as required by Directive 2011/65/EU. Components may not be CE marked. Additionally, the part numbers that TE has identified as EU ELV compliant have a maximum concentration of 0.1% by weight in homogenous materials for lead, hexavalent chromium, and mercury, and 0.01% for cadmium, or qualify for an exemption to these limits as defined in the Annexes of Directive 2000/53/EC (ELV). Regarding the REACH Regulation, the information TE provides on SVHC in articles for this part number is based on the latest European Chemicals Agency (ECHA) 'Guidance on requirements for substances in articles' posted at this URL: <https://echa.europa.eu/guidance-documents/guidance-on-reach>


### Compatible Parts



Also in the Series | **AMPLIMITE HD-20**



D-Shaped Connectors(285)



PCB D-Sub Connectors(285)

## Customers Also Bought



TE Part #350761-5  
04P UMNL HDR ASSY PC LF



TE Part #5205817-3  
FEMALE SCREWLOCK KIT



TE Part #CAT-C339-T2201  
Wirewound Resistor: Mineral, 2.5 Kw



TE Part #31891  
PIDG R 22-16 COMM 22-18 MIL 10



TE Part #5205734-7  
09 RCPT SP/MS STD



TE Part #5-534206-4  
08 MODII VRT DR CE 100/115



TE Part #41481  
250 FASTON TAB TPBR



TE Part #4-643817-0  
10P MTA156 CONN ASSY 18AWG LF



TE Part #1483351-1  
MICRO-MATCH LEAD 06P 100MM

## Documents

[Product Drawings](#)  
[15 PLUG SP/MS STD](#)

English

### CAD Files

[3D PDF](#)

3D

[Customer View Model](#)

[ENG\\_CVM\\_CVM\\_5205735-7\\_C.2d\\_dxf.zip](#)



English

**Customer View Model**

[ENG\\_CVM\\_CVM\\_5205735-7\\_C.3d\\_igs.zip](#)

English

**Customer View Model**

[ENG\\_CVM\\_CVM\\_5205735-7\\_C.3d\\_stp.zip](#)

English

By downloading the CAD file I accept and agree to the [Terms and Conditions](#) of use.

---

**Product Specifications**

[Application Specification](#)

English

---

**Agency Approvals**

[UL Report](#)

English