

5146800-1 ✓ ACTIVE


TE Internal #: 5146800-1

Board-to-Board, 5 Position, 5 mm [.197 in] Centerline, Receptacle, 50 VDC, Vertical, Printed Circuit Board, Power & Signal, DC Jack Connectors

[View on TE.com >](#)



Connectors > PCB Connectors > Battery Connectors & Holders > DC Jack Connectors



Connector System: **Board-to-Board**

Number of Positions: **5**

Centerline (Pitch): **5 mm [.197 in]**

Connector & Housing Type: **Receptacle**

Operating Voltage: **50 VDC**

Features

Product Type Features

Connector System	Board-to-Board
Connector & Housing Type	Receptacle
Connector & Contact Terminates To	Printed Circuit Board

Configuration Features

Number of Positions	5
PCB Mount Orientation	Vertical

Electrical Characteristics

Operating Voltage	50 VDC
-------------------	--------

Contact Features

Contact Current Rating (Max)	8.8 A
------------------------------	-------

Mechanical Attachment

PCB Mount Retention	Without
Connector Mounting Type	Board Mount

Housing Features

Centerline (Pitch)	5 mm [.197 in]
--------------------	----------------

Usage Conditions

Operating Temperature Range	-30 – 70 °C [-22 – 158 °F]
-----------------------------	----------------------------

Operation/Application

Circuit Application	Power & Signal
---------------------	----------------

Packaging Features

Packaging Method	Tray
Packaging Quantity	121

Product Compliance

[For compliance documentation, visit the product page on TE.com>](#)

EU RoHS Directive 2011/65/EU	Compliant
EU ELV Directive 2000/53/EC	Compliant
China RoHS 2 Directive MIIT Order No 32, 2016	No Restricted Materials Above Threshold
EU REACH Regulation (EC) No. 1907/2006	Current ECHA Candidate List: JAN 2025 (247) Candidate List Declared Against: JAN 2025 (247) Does not contain REACH SVHC
Halogen Content	Not Low Halogen - contains Br or Cl > 900 ppm.
Solder Process Capability	Wave solder capable to 265°C

Product Compliance Disclaimer

This information is provided based on reasonable inquiry of our suppliers and represents our current actual knowledge based on the information they provided. This information is subject to change. The part numbers that TE has identified as EU RoHS compliant have a maximum concentration of 0.1% by weight in homogenous materials for lead, hexavalent chromium, mercury, PBB, PBDE, DBP, BBP, DEHP, DIBP, and 0.01% for cadmium, or qualify for an exemption to these limits as defined in the Annexes of Directive 2011/65/EU (RoHS2). Finished electrical and electronic equipment products will be CE marked as required by Directive 2011/65/EU. Components may not be CE marked. Additionally, the part numbers that TE has identified as EU ELV compliant have a maximum concentration of 0.1% by weight in homogenous materials for lead, hexavalent chromium, and mercury, and 0.01% for cadmium, or qualify for an exemption to these limits as defined in the Annexes of Directive 2000/53/EC (ELV). Regarding the REACH Regulation, the information TE provides on SVHC in articles for this part number is based on the latest European Chemicals Agency (ECHA) 'Guidance on requirements for substances in articles' posted at this URL: <https://echa.europa.eu/guidance-documents/guidance-on-reach>

Compatible Parts



Customers Also Bought



TE Part #292227-3
1.5 MINI CT SGL H SMT W BOSS 3



TE Part #746610-1
010 DIP PLUG 100CL TIN



TE Part #5-1879134-8
RN 0603 39K2 0.1% 10PPM 1K RL



TE Part #5787441-1
HDR ASY,RA,NO KEY,STR TAIL



TE Part #1744423-1
EP 2.5 RCPT CONTACT, 24-20 AWG




TE Part #3-1625868-8
RP 2A 0.25W 13R 0.1% 25PPM 1K RL




TE Part #2176089-4
RP 1J 0.166W 11K 0.1% 25PPM 1K RL



TE Part #5787446-1
HDR ASY,VERT,NO KEY,RET TAIL



TE Part #146845-1
BATT INT,KEYLESS,5P,7.2V



TE Part #2842123-3
3P,2MM,BRK HDR,SRRT,2.8,0.38AU,BOX

Documents

Product Drawings

[BATT INT,KEYLESS,5P,7.2V](#)

English

CAD Files

Customer View Model

[ENG_CVM_5146800-1_O.3d_igs.zip](#)

English

Customer View Model

[ENG_CVM_5146800-1_O.3d_stp.zip](#)

English

Customer View Model

[ENG_CVM_5146800-1_O.2d_dxf.zip](#)

English

3D PDF

English

By downloading the CAD file I accept and agree to the [Terms and Conditions](#) of use.



Datasheets & Catalog Pages

[2_PIECE_POWER_CONNECTORS_qrg_4-1773458-1](#)

English

Product Specifications

[Application Specification](#)

English