

5-103673-2 ✓ ACTIVE

AMPMODU | AMPMODU MTE

TE Internal #: 5-103673-2

PCB Mount Header, Right Angle, Wire-to-Board, 3 Position, 2.54 mm [.1 in] Centerline, Fully Shrouded, Gold (Au), Through Hole - Solder, AMPMODU MTE

[View on TE.com >](#)



Connectors > PCB Connectors > PCB Headers & Receptacles



PCB Connector Type: **PCB Mount Header**

PCB Mount Orientation: **Right Angle**

Connector System: **Wire-to-Board**

Number of Positions: **3**

Number of Rows: **1**

Features

Product Type Features

PCB Connector Type	PCB Mount Header
Connector System	Wire-to-Board
Header Type	Fully Shrouded
Sealable	No
Connector & Contact Terminates To	Printed Circuit Board
Connector Product Type	Connector Assembly

Configuration Features

PCB Mount Orientation	Right Angle
Number of Positions	3
Number of Rows	1

Electrical Characteristics

Termination Resistance	15 mΩ
Insulation Resistance	5000 MΩ
Dielectric Withstanding Voltage (Max)	600 V

Body Features

Primary Product Color	Black
-----------------------	-------

Contact Features

PCB Contact Termination Area Plating Material Finish	Matte
--	-------



Contact Mating Area Plating Material Thickness	.381 μm [15 μin]
Mating Square Post Dimension	.64 mm[.025 in]
PCB Contact Termination Area Plating Material Thickness	2.54 μm [100 μin]
Contact Shape & Form	Square
Contact Mating Area Length	5.84 mm[.23 in]
Contact Base Material	Brass
PCB Contact Termination Area Plating Material	Tin
Contact Mating Area Plating Material	Gold (Au)
Contact Type	Pin
Contact Current Rating (Max)	3 A

Termination Features

Termination Post & Tail Length	3.3 mm[.13 in]
Square Termination Post & Tail Dimension	.64 mm[.025 in]
Termination Method to PCB	Through Hole - Solder

Mechanical Attachment

Mating Retention Type	Hold-Down
Mating Retention	With
Mating Alignment Type	Latched, Polarization
PCB Mount Retention Type	Hold-Down
PCB Mount Retention	With
PCB Mount Alignment	Without
Connector Mounting Type	Board Mount
Mating Alignment	With

Housing Features

Housing Material	Thermoplastic
Centerline (Pitch)	2.54 mm[.1 in]

Dimensions

PCB Thickness (Recommended)	1.57 mm[.062 in]
Connector Height	6.99 mm[.275 in]
Connector Length	10.16 mm[.4 in]

Usage Conditions

Housing Temperature Rating	High
----------------------------	------



Operating Temperature Range -65 – 105 °C[-85 – 221 °F]

Operation/Application

Circuit Application Signal

Industry Standards

Compatible With Approved Standards Products CSA LR7189, UL E28476

UL Flammability Rating UL 94V-0

Packaging Features

Packaging Quantity 52

Packaging Method Box, Tube

Product Compliance

[For compliance documentation, visit the product page on TE.com>](#)

EU RoHS Directive 2011/65/EU Compliant

EU ELV Directive 2000/53/EC Compliant

China RoHS 2 Directive MIIT Order No 32, 2016 No Restricted Materials Above Threshold

EU REACH Regulation (EC) No. 1907/2006
Current ECHA Candidate List: JAN 2025 (247)
Candidate List Declared Against: JAN 2025 (247)
Does not contain REACH SVHC

Halogen Content Low Halogen - Br, Cl, F, I < 900 ppm per homogenous material. Also BFR/CFR/PVC Free

Solder Process Capability Reflow solder capable to 260°C

Product Compliance Disclaimer

This information is provided based on reasonable inquiry of our suppliers and represents our current actual knowledge based on the information they provided. This information is subject to change. The part numbers that TE has identified as EU RoHS compliant have a maximum concentration of 0.1% by weight in homogenous materials for lead, hexavalent chromium, mercury, PBB, PBDE, DBP, BBP, DEHP, DIBP, and 0.01% for cadmium, or qualify for an exemption to these limits as defined in the Annexes of Directive 2011/65/EU (RoHS2). Finished electrical and electronic equipment products will be CE marked as required by Directive 2011/65/EU. Components may not be CE marked. Additionally, the part numbers that TE has identified as EU ELV compliant have a maximum concentration of 0.1% by weight in homogenous materials for lead, hexavalent chromium, and mercury, and 0.01% for cadmium, or qualify for an exemption to these limits as defined in the Annexes of Directive 2000/53/EC (ELV). Regarding the REACH Regulation, the information TE provides on SVHC in articles for this part number is based on the latest European Chemicals Agency (ECHA) 'Guidance on requirements for substances in articles' posted at this URL: <https://echa.europa.eu/guidance-documents/guidance-on-reach>

Compatible Parts



TE Part # 487526-2
003 HOUSING FFC RCPT 100CL SR



TE Part # 5-103957-2
8X3 MTE RCPT SR LATCH .100CL



TE Part # 5-103969-2
8X3 MTE RCPT SR RIBBED .100CL




TE Part # 103648-2
03 MTE RCPT HSG SR RIB .100CL



TE Part # 5-103960-2
8X3 MTE RCPT SR LATCH .100CL

Also in the Series | AMPMODU MTE



Board-to-Board Headers & Receptacles(24)



Connector Caps & Covers(18)




Connector Contacts(27)



Connector Hardware(1)




Insertion & Extraction Tools(1)



PCB Headers & Receptacles(444)



Wire-to-Board Connector Assemblies & Housings(298)



Wire-to-Board Headers & Receptacles (420)

Customers Also Bought



TE Part #CONSMA012-R58
SMA Plug 50 Ohm Cable Crimp



TE Part #6-103634-1
12 MTE HDR SRRA LTCH.100CL LF



TE Part #5413631-1
JACK,RTANG, PCB,50 OHM, BNC



TE Part #2013289-1
SEMI-HARD TRAY DDR3 204P 5.2H STD



Documents

CAD Files

3D PDF

3D

Customer View Model

[ENG_CVM_CVM_5-103673-2_AH.2d_dxf.zip](#)

English

Customer View Model

[ENG_CVM_CVM_5-103673-2_AH.3d_igs.zip](#)

English

Customer View Model

[ENG_CVM_CVM_5-103673-2_AH.3d_stp.zip](#)

English

By downloading the CAD file I accept and agree to the [Terms and Conditions](#) of use.

Datasheets & Catalog Pages

[AMPMODU_INTERCONNECTION_SYSTEM_SECTION5_CONT](#)

English

[AMPMODU MTE INTERCONNECT SYSTEM](#)

English

Product Specifications

[Application Specification](#)

English