



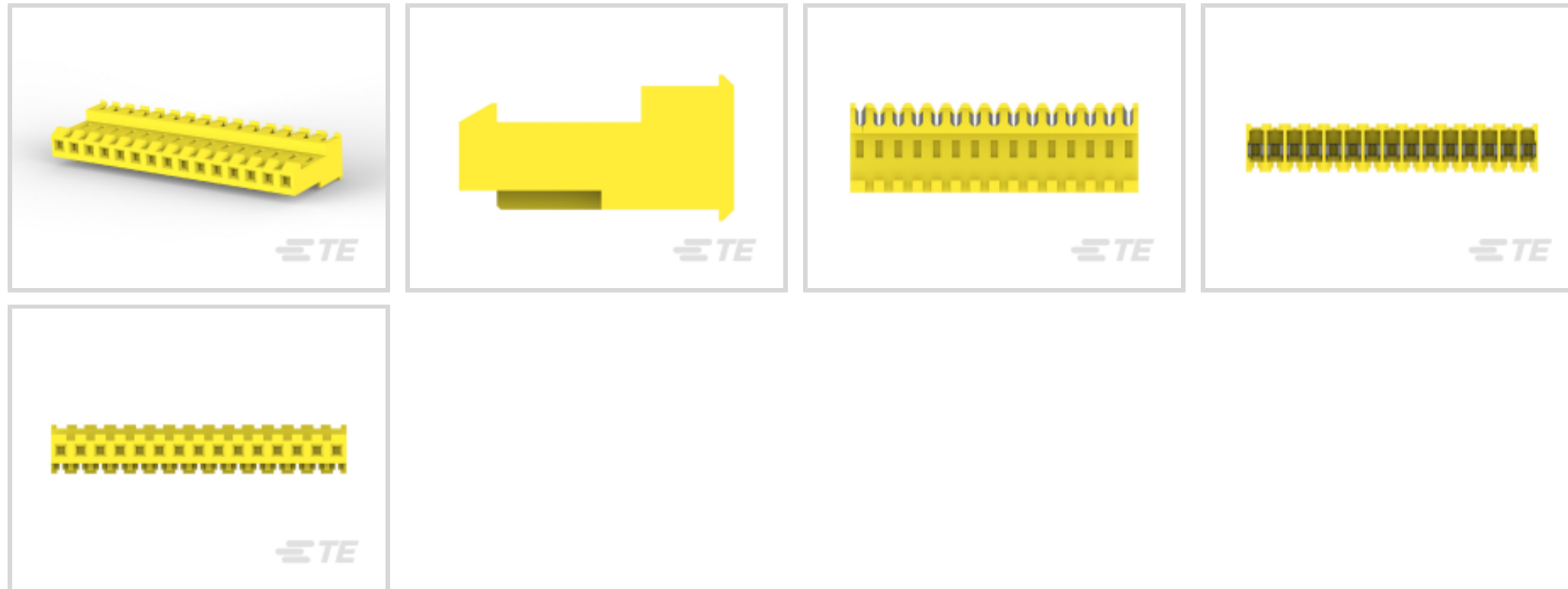
**MTA 156**

TE Internal #: 4-640600-5

Connector Assembly, Receptacle, Insulation Displacement (IDC),  
Wire-to-Board, Tin (Sn), MTA 156, Rectangular Wire & Cable  
Connectors & Housings

[View on TE.com >](#)

Connectors > Rectangular Connectors > Standard Rectangular Connectors



Connector Product Type: **Connector Assembly**

Connector & Housing Type: **Receptacle**

Mating Alignment: **Without**

Mating Retention: **With**

Mating Retention Type: **Locking Ramp**

**Features**

**Product Type Features**

Compatible With Discrete Wire Type	Stranded
Connector Product Type	Connector Assembly
Connector & Housing Type	Receptacle
Connector System	Wire-to-Board
Sealable	No
Connector & Contact Terminates To	Wire & Cable

**Configuration Features**

Number of Power Positions	15
Number of Positions	15
Number of Rows	1

**Electrical Characteristics**

Operating Voltage	600 VAC
-------------------	---------

**Body Features**

Cable Exit Angle	90°
------------------	-----

Primary Product Color	Yellow
-----------------------	--------

### Contact Features

Contact Underplating Material	Nickel
Contact Underplating Material Thickness	30 $\mu\text{m}$ [.762 $\mu\text{in}$ ]
Wire Contact Termination Area Plating Material	Tin
Contact Mating Area Plating Material Thickness	2.03 $\mu\text{m}$ [80 $\mu\text{in}$ ]
Contact Layout	Inline
Contact Base Material	Copper Alloy
Wire Contact Termination Area Plating Thickness	2.03 – 5.08 $\mu\text{m}$ [80 – 200 $\mu\text{in}$ ]
Contact Type	Receptacle
Contact Mating Area Plating Material Finish	Matte
Contact Mating Area Plating Material	Tin (Sn)
Contact Retention Within Housing	With
Contact Current Rating (Max)	7 A

### Termination Features

Termination Method to Wire & Cable	Insulation Displacement (IDC)
------------------------------------	-------------------------------

### Mechanical Attachment

Strain Relief	With
Panel Mount Feature	Without
Contact Retention Type Within Housing	Locking Lance
Mating Alignment	Without
Mating Retention	With
Mating Retention Type	Locking Ramp
Connector Mounting Type	Cable Mount (Free-Hanging)

### Housing Features

Housing Material	Nylon
Wire & Cable IDC Installation Type	Feed Through
Centerline (Pitch)	3.96 mm[.156 in]

### Dimensions

Compatible Insulation Diameter Range	2.41 mm[.095 in]
Connector Height	9.78 mm[.385 in]
Wire Size	20 AWG

Connector Length	59.44 mm[2.34 in]
------------------	-------------------

### Usage Conditions

Operating Temperature Range	-55 – 105 °C[-67 – 221 °F]
-----------------------------	----------------------------

### Operation/Application

Circuit Application	Power
---------------------	-------

### Industry Standards

Compatible With Agency/Standards Products	CSA, UL
---	---------

UL Rating	Recognized
-----------	------------

Compatible With Approved Standards Products	UL E28476
---	-----------

CSA Rating	Certified, LR 7189
------------	--------------------

Glow Wire Rating	Standard Part - Not Glow Wire
------------------	-------------------------------

UL Flammability Rating	UL 94V-2
------------------------	----------

### Packaging Features

Packaging Quantity	125
--------------------	-----

Packaging Method	Bag & Box
------------------	-----------

### Product Compliance

[For compliance documentation, visit the product page on TE.com>](#)

EU RoHS Directive 2011/65/EU	Compliant
------------------------------	-----------

EU ELV Directive 2000/53/EC	Compliant
-----------------------------	-----------

China RoHS 2 Directive MIIT Order No 32, 2016	No Restricted Materials Above Threshold
---	---

EU REACH Regulation (EC) No. 1907/2006	Current ECHA Candidate List: JAN 2025 (247) Candidate List Declared Against: JAN 2025 (247) Does not contain REACH SVHC
--	---

Halogen Content	Low Halogen - Br, Cl, F, I < 900 ppm per homogenous material. Also BFR/CFR/PVC Free
-----------------	---

Solder Process Capability	Not applicable for solder process capability
---------------------------	--

#### Product Compliance Disclaimer

This information is provided based on reasonable inquiry of our suppliers and represents our current actual knowledge based on the information they provided. This information is subject to change. The part numbers that TE has identified as EU RoHS compliant have a maximum concentration of 0.1% by weight in homogenous materials for lead, hexavalent chromium, mercury, PBB, PBDE, DBP, BBP, DEHP, DIBP, and 0.01% for cadmium, or qualify for an exemption to these limits as defined in the Annexes of Directive 2011/65/EU (RoHS2). Finished electrical and electronic equipment products will be CE marked as required by Directive 2011/65/EU. Components may not be CE marked. Additionally, the part

numbers that TE has identified as EU ELV compliant have a maximum concentration of 0.1% by weight in homogenous materials for lead, hexavalent chromium, and mercury, and 0.01% for cadmium, or qualify for an exemption to these limits as defined in the Annexes of Directive 2000/53/EC (ELV). Regarding the REACH Regulation, the information TE provides on SVHC in articles for this part number is based on the latest European Chemicals Agency (ECHA) 'Guidance on requirements for substances in articles' posted at this URL: <https://echa.europa.eu/guidance-documents/guidance-on-reach>

## Compatible Parts





TE Part # 1-640551-5  
15P MTA156 COVER



TE Part # 58443-1  
MTA 156 CRIMP HEAD PRODUCTION  
FEED THRU




TE Part # 1-644753-5  
15P MTA156 HDR ASSY RN STR F/L

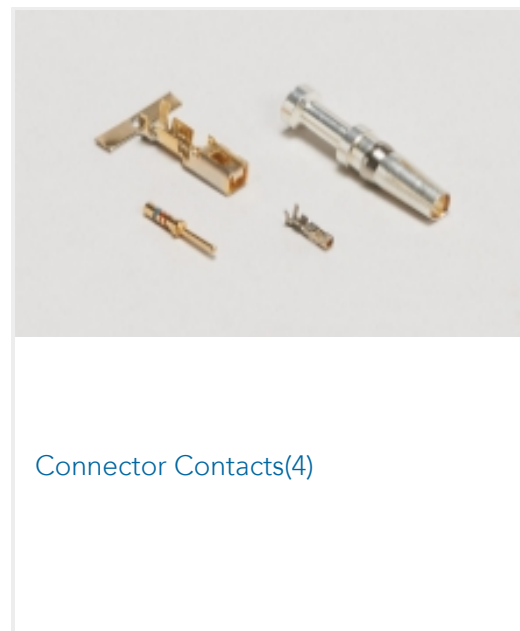


TE Part # 1-640389-5  
15P MTA156 HDR ASSY SQ R/A F/L

Also in the Series | **MTA 156**



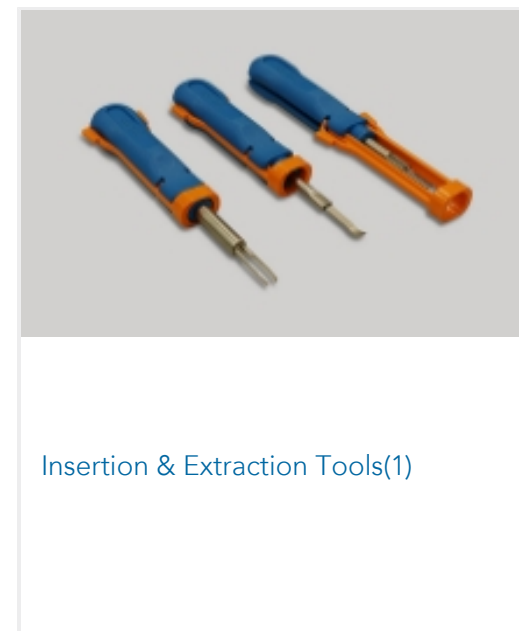
Connector Caps & Covers(89)



Connector Contacts(4)



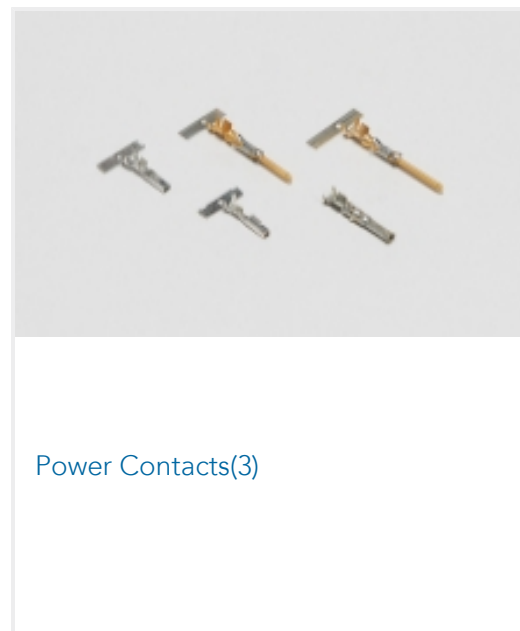
Connector Hardware(2)



Insertion & Extraction Tools(1)



PCB Headers & Receptacles(677)



Power Contacts(3)



Rectangular Power Connectors(1178)

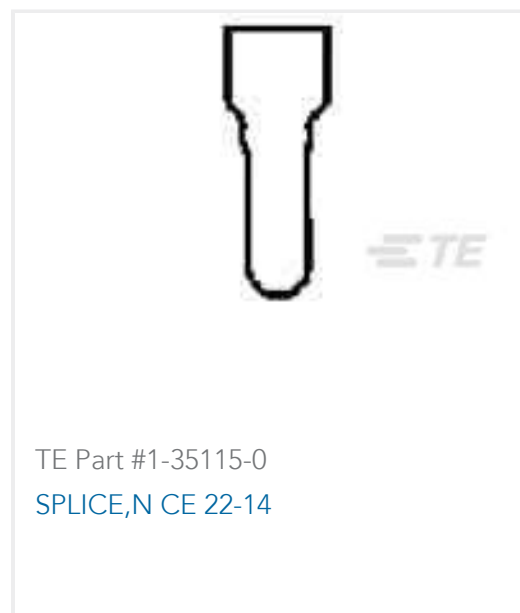


Wire-to-Board Headers & Receptacles  
(677)

Customers Also Bought



TE Part #2022104-1  
XT17017



TE Part #1-35115-0  
SPLICE,N CE 22-14



TE Part #1SNK900403R0000  
PG5-R2



TE Part #2-1415037-1  
PTMU0730



TE Part #EC0179-000  
05811101



TE Part #T4111002041-000  
M12,MALE,STRAIGHT,A CODE,4P,  
PG9,GOLD



TE Part #3-640428-7  
07P MTA156 CONN ASSY 22AWG RED



TE Part #1761607-9  
IDC LOW PRO HDR 26P RA LAT BLK



TE Part #2-84953-4  
1MM FPC HORZ.TOP CONT.ASSY 24P



TE Part #5053392024  
RNF-100-2-0-STK

## Documents

### Product Drawings

[15P MTA156 CONN ASSY 20AWG LF](#)

English

### CAD Files

[3D PDF](#)

3D

Customer View Model

[ENG\\_CVM\\_CVM\\_4-640600-5\\_S.2d\\_dxf.zip](#)

English

Customer View Model

[ENG\\_CVM\\_CVM\\_4-640600-5\\_S.3d\\_igs.zip](#)

English

Customer View Model

[ENG\\_CVM\\_CVM\\_4-640600-5\\_S.3d\\_stp.zip](#)

English

By downloading the CAD file I accept and agree to the [Terms and Conditions](#) of use.

### Product Specifications

[Application Specification](#)

Japanese

[Application Specification](#)

English

[MTA 156 Ribbon Cable Connector Assemblies \(English And Spanish\)](#)

English

[MTA 156 Ribbon Cable Connector Assemblies \(English And Spanish\)](#)

Japanese

[Application Specification](#)

English

### Agency Approvals

[Agency Approval Document](#)

English