



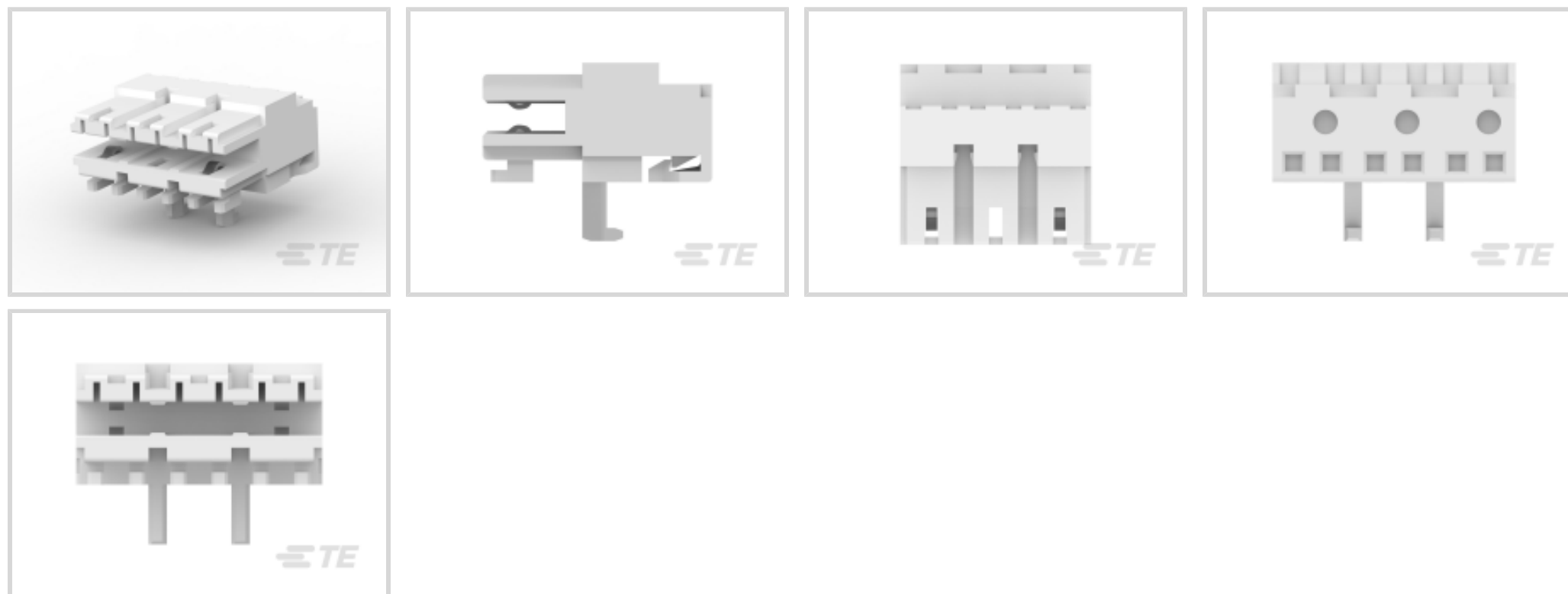
**RAST**

TE Internal #: 4-1534415-3

Wire-to-Board, 3 Position, 5 mm [.197 in] Centerline, Insulation Displacement (IDC), 1 Row, Natural, PA 6, Standard Edge Connectors

[View on TE.com >](#)

Connectors > PCB Connectors > Card Edge Connectors > Standard Edge Connectors



Connector System: **Wire-to-Board**

Number of Positions: **3**

Centerline (Pitch): **5 mm [.197 in]**

Termination Method to Wire & Cable: **Insulation Displacement (IDC)**

Number of Rows: **1**

**Features**

**Product Type Features**

Connector System	Wire-to-Board
Connector & Housing Type	Receptacle
Connector & Contact Terminates To	Printed Circuit Board

**Configuration Features**

Card Entry Style	Side
Number of Insulation Displacement Slots	3
Compatible With Wire & Cable Type	Discrete Wire
Number of Positions	3
Number of Rows	1
Connector Contact Load Condition	Selectively Loaded
PCB Mount Orientation	Right Angle

**Electrical Characteristics**

Operating Voltage	250 VAC
-------------------	---------

**Body Features**



Primary Product Color	Natural
-----------------------	---------

### Contact Features

Contact Retention Within Housing	With
Contact Mating Area Plating Material Thickness	3 – 6 $\mu\text{m}$ [196.849 – 787.399 $\mu\text{in}$ ]
Contact Mating Area Plating Material	Tin (Sn)
Contact Base Material	Copper Nickel Silicon
PCB Contact Termination Area Plating Material	Tin
Contact Type	Socket
Contact Current Rating (Max)	6 A

### Termination Features

Termination Method to Wire & Cable	Insulation Displacement (IDC)
------------------------------------	-------------------------------

### Mechanical Attachment

PCB Mount Retention	Without
Contact Retention Type Within Housing	Locking Lance
Mating Retention	With
Mating Alignment Type	Keyed
Mating Alignment	With
PCB Mount Alignment	With
Connector Mounting Type	Cable Mount (Free-Hanging)

### Housing Features

Housing Entry Configuration	One End Open
Centerline (Pitch)	5 mm[.197 in]
Housing Material	PA 6

### Dimensions

Compatible Insulation Diameter Range	1.2 – 2.4 mm
PCB Thickness (Recommended)	1.5 mm[.059 in]
Connector Height	7.3 mm[.287 in]
Wire Size	22 – 20 AWG

### Usage Conditions

Operating Temperature Range	-40 – 110 $^{\circ}\text{C}$ [-40 – 230 $^{\circ}\text{F}$ ]
-----------------------------	--

### Operation/Application

Circuit Application	Power
---------------------	-------



### Industry Standards

Compatible With Agency/Standards Products	UL
UL Flammability Rating	UL 94V-2
Glow Wire Rating	GWT 750°C (Without Flame)

### Packaging Features

Packaging Quantity	10472
Packaging Method	Tray

### Product Compliance

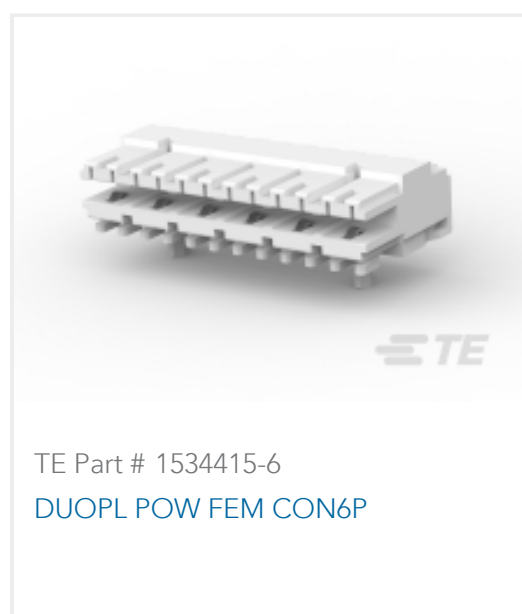
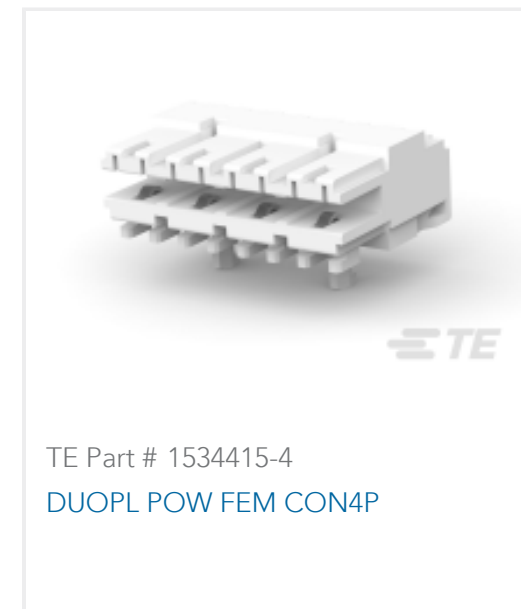
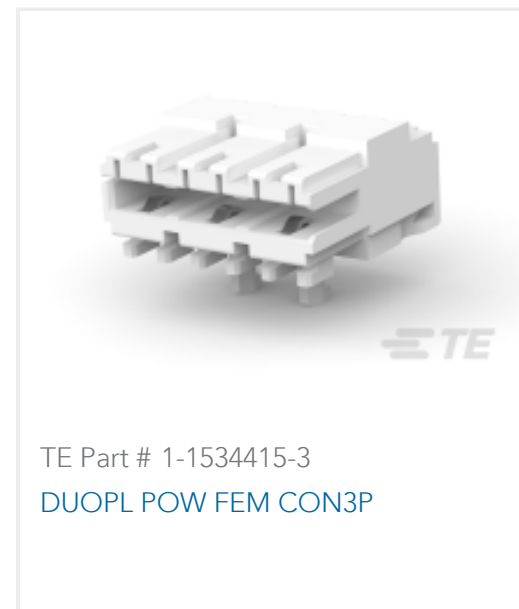
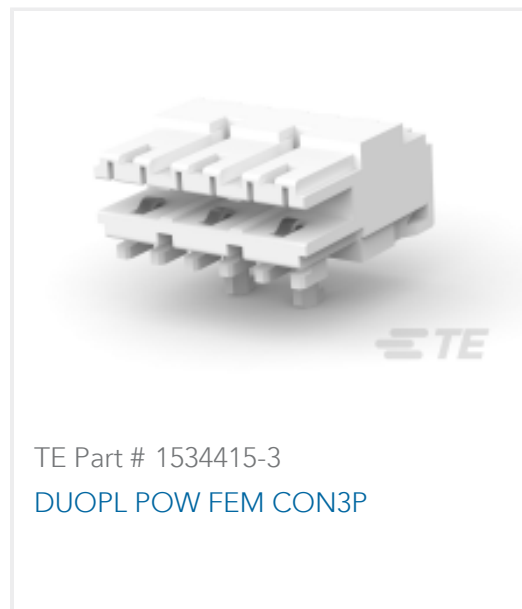
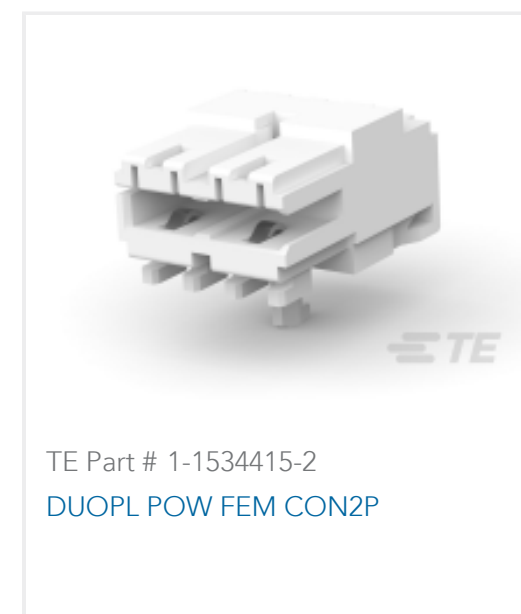
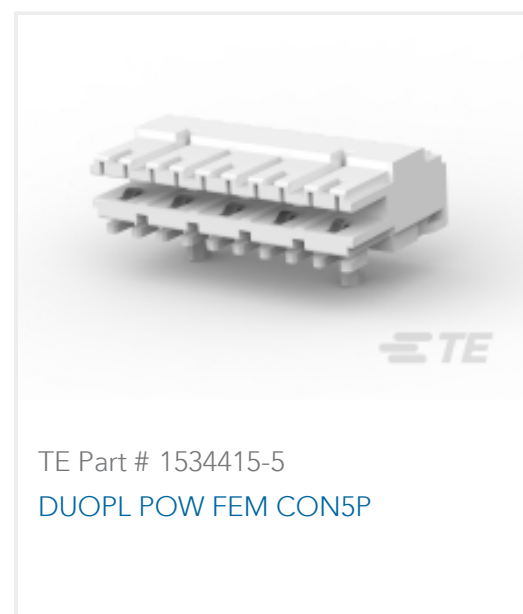
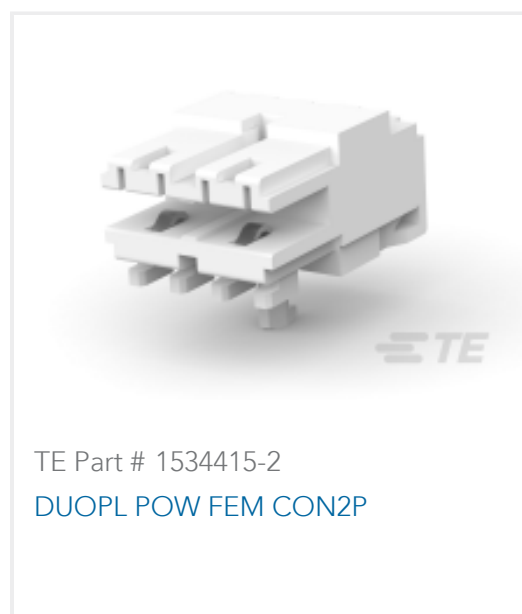
[For compliance documentation, visit the product page on TE.com>](#)

EU RoHS Directive 2011/65/EU	Compliant
EU ELV Directive 2000/53/EC	Compliant
China RoHS 2 Directive MIIT Order No 32, 2016	No Restricted Materials Above Threshold
EU REACH Regulation (EC) No. 1907/2006	Current ECHA Candidate List: JAN 2025 (247) Candidate List Declared Against: JAN 2025 (247) Does not contain REACH SVHC
Halogen Content	Not Low Halogen - contains Br or Cl > 900 ppm.
Solder Process Capability	Not applicable for solder process capability

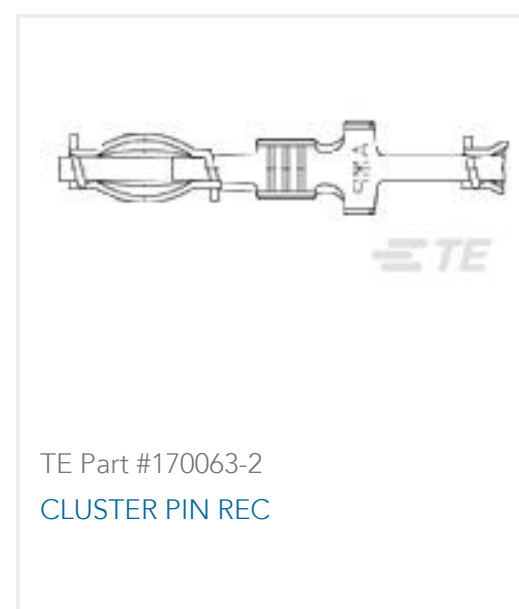
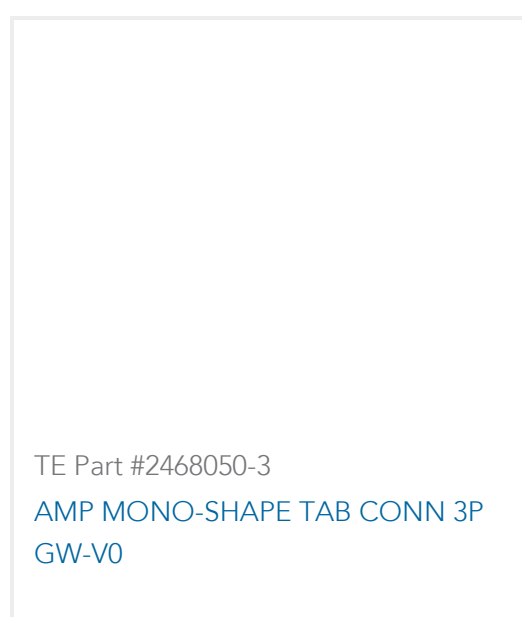
#### Product Compliance Disclaimer

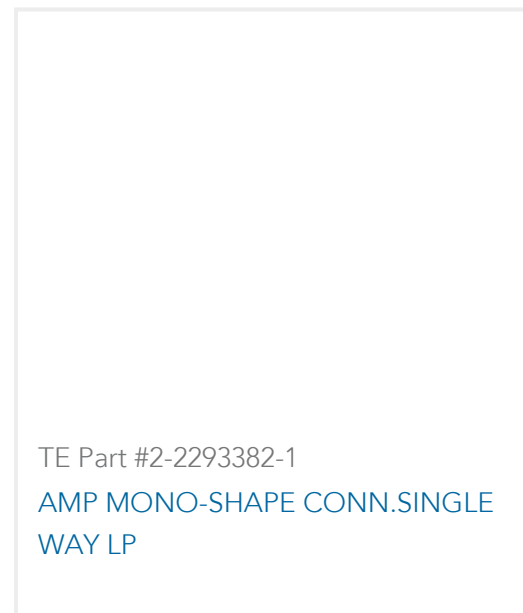
This information is provided based on reasonable inquiry of our suppliers and represents our current actual knowledge based on the information they provided. This information is subject to change. The part numbers that TE has identified as EU RoHS compliant have a maximum concentration of 0.1% by weight in homogenous materials for lead, hexavalent chromium, mercury, PBB, PBDE, DBP, BBP, DEHP, DIBP, and 0.01% for cadmium, or qualify for an exemption to these limits as defined in the Annexes of Directive 2011/65/EU (RoHS2). Finished electrical and electronic equipment products will be CE marked as required by Directive 2011/65/EU. Components may not be CE marked. Additionally, the part numbers that TE has identified as EU ELV compliant have a maximum concentration of 0.1% by weight in homogenous materials for lead, hexavalent chromium, and mercury, and 0.01% for cadmium, or qualify for an exemption to these limits as defined in the Annexes of Directive 2000/53/EC (ELV). Regarding the REACH Regulation, the information TE provides on SVHC in articles for this part number is based on the latest European Chemicals Agency (ECHA) 'Guidance on requirements for substances in articles' posted at this URL: <https://echa.europa.eu/guidance-documents/guidance-on-reach>

### Compatible Parts



## Customers Also Bought





## Documents

### Product Drawings

[DUOPL POW FEM CON 3P](#)

English

### CAD Files

[3D PDF](#)

3D

Customer View Model

[ENG\\_CVM\\_CVM\\_4-1534415-3\\_D.2d\\_dxf.zip](#)

English

Customer View Model

[ENG\\_CVM\\_CVM\\_4-1534415-3\\_D.3d\\_igs.zip](#)

English

Customer View Model

[ENG\\_CVM\\_CVM\\_4-1534415-3\\_D.3d\\_stp.zip](#)

English

By downloading the CAD file I accept and agree to the [Terms and Conditions](#) of use.

### Datasheets & Catalog Pages

[RAST Connector System Catalog](#)

English

### Product Specifications

[Application Specification](#)

English

### Agency Approvals

[VDE Certificate](#)

English

[VDE Certificate](#)

English