

3-794632-2 ✓ ACTIVE

MATE-N-LOK | Micro MATE-N-LOK

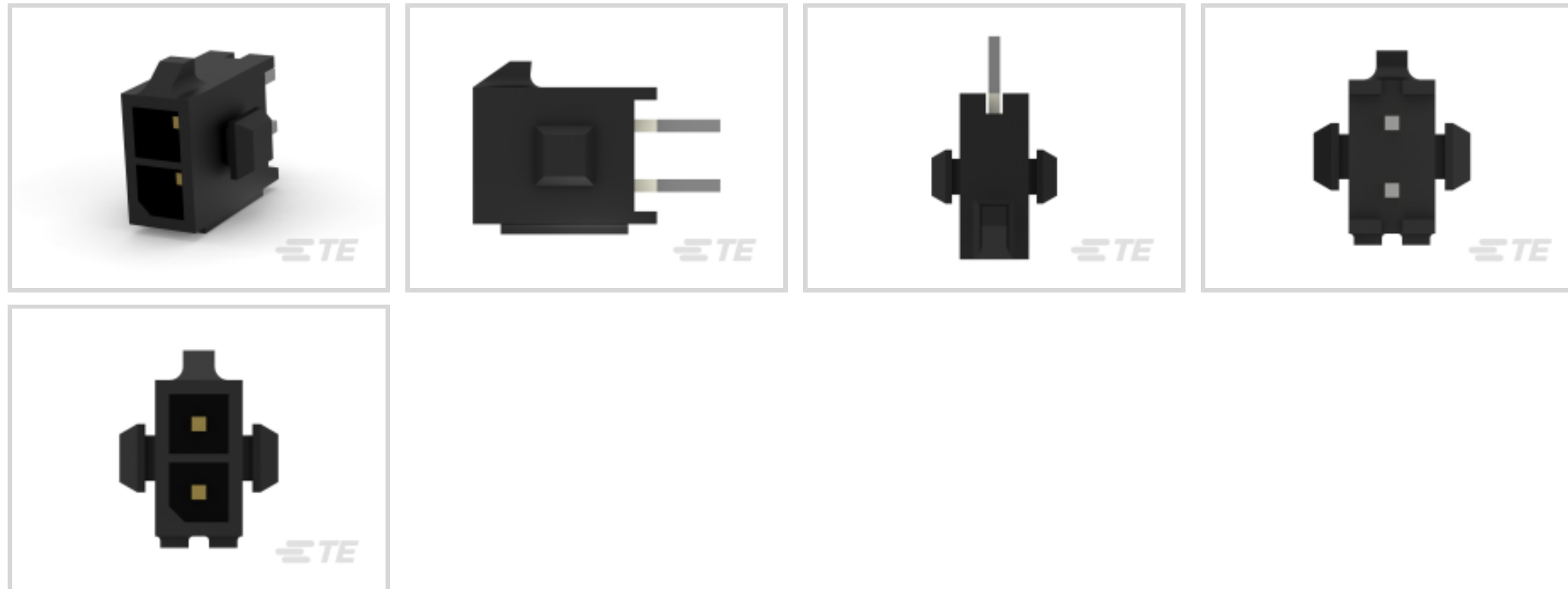
TE Internal #: 3-794632-2

PCB Mount Header, Vertical, Wire-to-Board, 2 Position, 3 mm [.118 in] Centerline, Fully Shrouded, Gold (Au), Through Hole - Solder, Micro MATE-N-LOK

[View on TE.com >](#)



Connectors > PCB Connectors > PCB Headers & Receptacles



PCB Connector Type: **PCB Mount Header**

PCB Mount Orientation: **Vertical**

Connector System: **Wire-to-Board**

Number of Positions: **2**

Number of Rows: **2**

Features

Product Type Features

Mixed & Hybrid Header	No
Connector Shape	Rectangular
PCB Connector Type	PCB Mount Header
Connector System	Wire-to-Board
Header Type	Fully Shrouded
Sealable	No
Connector & Contact Terminates To	Printed Circuit Board
Connector Product Type	Connector Assembly

Configuration Features

Number of Columns	1
Number of Loaded Positions	2
Number of Power Positions	2
Connector Contact Load Condition	Fully Loaded
PCB Mount Orientation	Vertical



Number of Positions	2
---------------------	---

Number of Rows	2
----------------	---

Electrical Characteristics

Operating Voltage	250 VDC
-------------------	---------

Body Features

Primary Product Color	Black
-----------------------	-------

Contact Features

Contact Underplating Material	Nickel
-------------------------------	--------

Contact Underplating Material Thickness	1.27 – 2.54 μm [50 – 100 μin]
---	--

Contact Size	.64mm
--------------	-------

Contact Mating Area Plating Material Thickness	.76 μm [30 μin]
--	--

Mating Square Post Dimension	.64 mm[.025 in]
------------------------------	-----------------

Contact Shape & Form	Square
----------------------	--------

PCB Contact Termination Area Plating Material Thickness	2.54 – 7.62 μm [100 – 300 μin]
---	---

Contact Layout	Matrix
----------------	--------

Contact Mating Area Length	4.15 mm[.163 in]
----------------------------	------------------

Contact Base Material	Brass
-----------------------	-------

PCB Contact Termination Area Plating Material	Tin
---	-----

Contact Mating Area Plating Material	Gold (Au)
--------------------------------------	-----------

Contact Type	Tab
--------------	-----

Contact Current Rating (Max)	5 A
------------------------------	-----

Termination Features

Termination Post & Tail Length	3.18 mm[.125 in]
--------------------------------	------------------

Square Termination Post & Tail Dimension	.64 mm[.025 in]
--	-----------------

Termination Method to PCB	Through Hole - Solder
---------------------------	-----------------------

Mechanical Attachment

Panel Mount Feature	Without
---------------------	---------

Mating Retention Type	Locking Tab
-----------------------	-------------

Mating Retention	With
------------------	------

Mating Alignment Type	Polarization
-----------------------	--------------

PCB Mount Retention Type	Retention Bump
--------------------------	----------------

PCB Mount Retention	With
---------------------	------



PCB Mount Alignment	Without
Connector Mounting Type	Board Mount
Mating Alignment	With

Housing Features

Mating Entry Location	Top
Housing Material	High Temperature Nylon
Centerline (Pitch)	3 mm [.118 in]

Dimensions

Row-to-Row Spacing	3 mm [.118 in]
Connector Width	8.67 mm [.341 in]
PCB Thickness (Recommended)	1.57 mm [.062 in]
Connector Height	9.24 mm [.364 in]
Connector Length	7 mm [.276 in]

Usage Conditions

Operating Temperature (Max)	105 °C [221 °F]
Operating Temperature Range	-40 – 105 °C [-40 – 221 °F]

Operation/Application

Circuit Application	Power
---------------------	-------

Industry Standards

Compatible With Agency/Standards Products	CNR, USR, VDE
UL Rating	Recognized
Compatible With Approved Standards Products	UL E28476, VDE 40005280
Glow Wire Rating	GWT 750°C (Without Flame)
UL Flammability Rating	UL 94V-0

Packaging Features

Packaging Quantity	408
Packaging Method	Tray

Product Compliance

For compliance documentation, visit the product page on [TE.com](https://www.te.com)>

EU RoHS Directive 2011/65/EU	Compliant
EU ELV Directive 2000/53/EC	Compliant



China RoHS 2 Directive MIIT Order No 32, 2016	No Restricted Materials Above Threshold
EU REACH Regulation (EC) No. 1907/2006	Current ECHA Candidate List: JAN 2025 (247) Candidate List Declared Against: JUNE 2024 (241) Does not contain REACH SVHC
Halogen Content	Low Halogen - Br, Cl, F, I < 900 ppm per homogenous material. Also BFR/CFR/PVC Free
Solder Process Capability	Reflow solder capable to 260°C

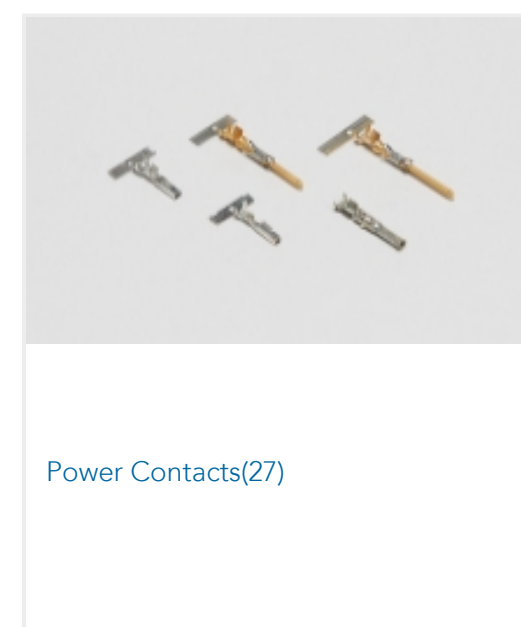
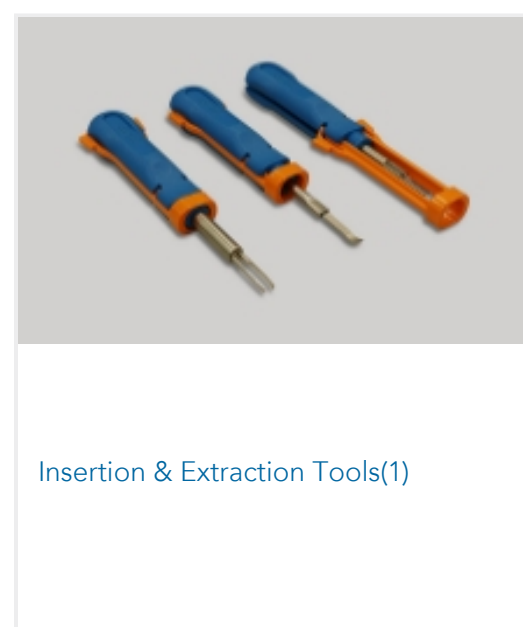
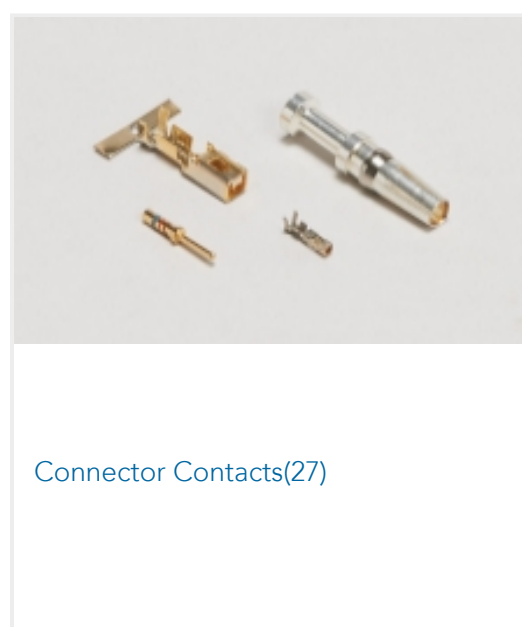
Product Compliance Disclaimer

This information is provided based on reasonable inquiry of our suppliers and represents our current actual knowledge based on the information they provided. This information is subject to change. The part numbers that TE has identified as EU RoHS compliant have a maximum concentration of 0.1% by weight in homogenous materials for lead, hexavalent chromium, mercury, PBB, PBDE, DBP, BBP, DEHP, DIBP, and 0.01% for cadmium, or qualify for an exemption to these limits as defined in the Annexes of Directive 2011/65/EU (RoHS2). Finished electrical and electronic equipment products will be CE marked as required by Directive 2011/65/EU. Components may not be CE marked. Additionally, the part numbers that TE has identified as EU ELV compliant have a maximum concentration of 0.1% by weight in homogenous materials for lead, hexavalent chromium, and mercury, and 0.01% for cadmium, or qualify for an exemption to these limits as defined in the Annexes of Directive 2000/53/EC (ELV). Regarding the REACH Regulation, the information TE provides on SVHC in articles for this part number is based on the latest European Chemicals Agency (ECHA) 'Guidance on requirements for substances in articles' posted at this URL: <https://echa.europa.eu/guidance-documents/guidance-on-reach>

Compatible Parts



Also in the Series | Micro MATE-N-LOK






Rectangular Connector Housings(98)



Rectangular Power Connectors(469)



Wire-to-Board Headers & Receptacles (371)

Customers Also Bought




TE Part #1-1658620-2
064 NOVO MIL 15DP FT




TE Part #1011-055-1205
SEAL RET, 12P, BRN, DTM, D



TE Part #4-794632-0
10P MICRO MNL ASSY,VRT,HDR,LF



TE Part #5499910-9
A/L UNIV HDR 40P VERT SHT LAT



TE Part #5-534206-9
18 MODII VRT DR CE 100/115



TE Part #3-794632-4
04P MICRO MNL ASSY,VRT,HDR,LF



TE Part #3-794620-2
02P MICRO MNL ASSY,R/A,HDR,LF



TE Part #EL91262001
VERSAFIT-3/8-0-STK



TE Part #1061015-1
5863 0000 10,OSX PCB PLUG



TE Part #1761008-3
SFP 1X4 CAGE & LIGHT PIPE KIT

Documents

Product Drawings

[02P MICRO MNL ASSY,VRT,HDR,LF](#)

English

CAD Files

[3D PDF](#)

[3D](#)

Customer View Model

[ENG_CVM_CVM_3-794632-2_G.2d_dxf.zip](#)



English

Customer View Model

[ENG_CVM_CVM_3-794632-2_G.3d_igs.zip](#)

English

Customer View Model

[ENG_CVM_CVM_3-794632-2_G.3d_stp.zip](#)

English

By downloading the CAD file I accept and agree to the [Terms and Conditions](#) of use.

Datasheets & Catalog Pages

[SOFT_SHELL_PIN_AND_SOCKET_CONNECTORS_CATALOG](#)

English

[MICRO MATE-N-LOK CONNECTOR SYSTEM](#)

English

Product Specifications

[Application Specification](#)

English

Agency Approvals

[VDE Certificate](#)

English