



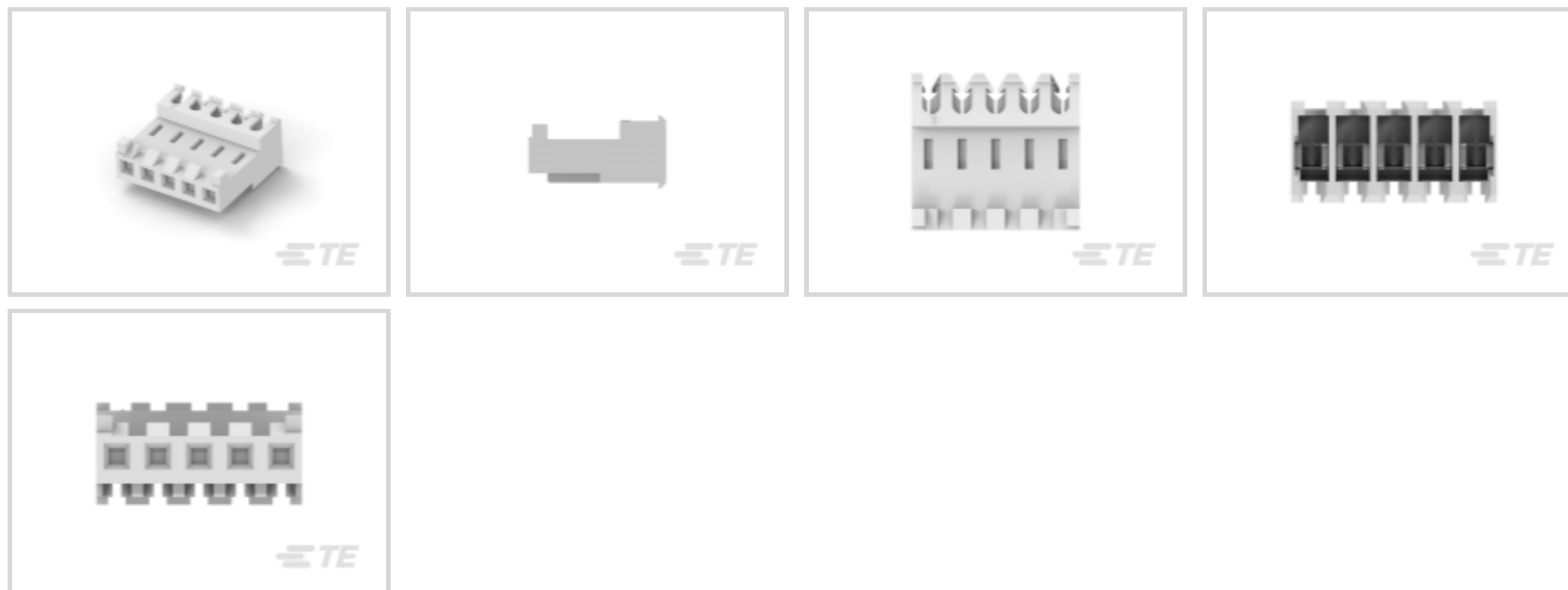
MTA 156

TE Internal #: 3-644468-5

Connector Assembly, Receptacle, Insulation Displacement (IDC),
Wire-to-Board, Tin (Sn), MTA 156, Rectangular Wire & Cable
Connectors & Housings

[View on TE.com >](#)

Connectors > Rectangular Connectors > Standard Rectangular Connectors



Connector Product Type: **Connector Assembly**

Connector & Housing Type: **Receptacle**

Mating Alignment: **With**

Mating Alignment Type: **Polarization**

Mating Retention: **With**

Features

Product Type Features

Compatible With Discrete Wire Type	Stranded
Connector Product Type	Connector Assembly
Connector & Housing Type	Receptacle
Connector System	Wire-to-Board
Sealable	No
Connector & Contact Terminates To	Wire & Cable

Configuration Features

Number of Cavities	5
Contacts Preloaded	Yes
Number of Positions	5
Number of Rows	1

Electrical Characteristics

Operating Voltage	600 VAC
-------------------	---------

Body Features



Primary Product Color	White
-----------------------	-------

Contact Features

Contact Underplating Material	Nickel
-------------------------------	--------

Wire Contact Termination Area Plating Material	Tin
--	-----

Contact Type	Receptacle
--------------	------------

Contact Mating Area Plating Material	Tin (Sn)
--------------------------------------	----------

Contact Retention Within Housing	With
----------------------------------	------

Contact Current Rating (Max)	7 A
------------------------------	-----

Termination Features

Termination Method to Wire & Cable	Insulation Displacement (IDC)
------------------------------------	-------------------------------

Mechanical Attachment

Contact Retention Type Within Housing	Locking Lance
---------------------------------------	---------------

Mating Alignment	With
------------------	------

Mating Alignment Type	Polarization
-----------------------	--------------

Mating Retention	With
------------------	------

Mating Retention Type	Locking Ramp
-----------------------	--------------

Connector Mounting Type	Cable Mount (Free-Hanging)
-------------------------	----------------------------

Housing Features

Housing Material	Nylon
------------------	-------

Centerline (Pitch)	3.96 mm[.156 in]
--------------------	------------------

Dimensions

Connector Width	9.78 mm[.385 in]
-----------------	------------------

Connector Height	18.42 mm[.725 in]
------------------	-------------------

Wire Size	24 AWG
-----------	--------

Connector Length	19.81 mm[.78 in]
------------------	------------------

Usage Conditions

Operating Temperature Range	-55 – 105 °C[-67 – 221 °F]
-----------------------------	----------------------------

Operation/Application

Shielded	No
----------	----

Circuit Application	Power
---------------------	-------

Industry Standards



Compatible With Agency/Standards Products	CSA, UL
UL Rating	Recognized
Compatible With Approved Standards Products	UL E28476
CSA Rating	LR 7189
UL Flammability Rating	UL 94V-2

Packaging Features

Packaging Quantity	250
Packaging Method	Bag/Box

Product Compliance

[For compliance documentation, visit the product page on TE.com>](#)

EU RoHS Directive 2011/65/EU	Compliant
EU ELV Directive 2000/53/EC	Compliant
China RoHS 2 Directive MIIT Order No 32, 2016	No Restricted Materials Above Threshold
EU REACH Regulation (EC) No. 1907/2006	Current ECHA Candidate List: JAN 2025 (247) Candidate List Declared Against: JAN 2025 (247) Does not contain REACH SVHC
Halogen Content	Low Halogen - Br, Cl, F, I < 900 ppm per homogenous material. Also BFR/CFR/PVC Free
Solder Process Capability	Not applicable for solder process capability

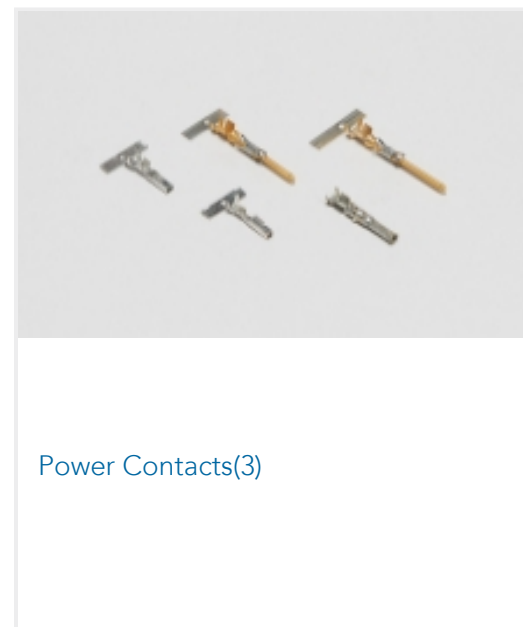
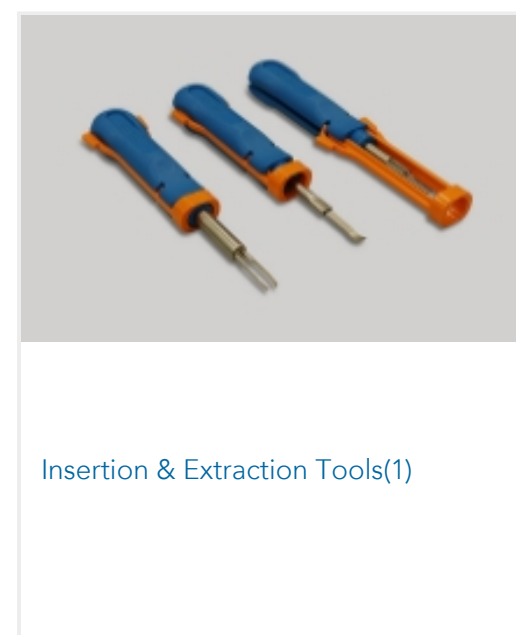
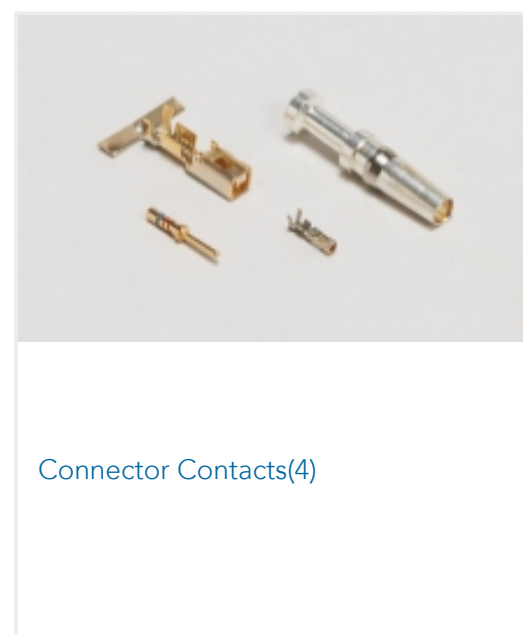

Product Compliance Disclaimer

This information is provided based on reasonable inquiry of our suppliers and represents our current actual knowledge based on the information they provided. This information is subject to change. The part numbers that TE has identified as EU RoHS compliant have a maximum concentration of 0.1% by weight in homogenous materials for lead, hexavalent chromium, mercury, PBB, PBDE, DBP, BBP, DEHP, DIBP, and 0.01% for cadmium, or qualify for an exemption to these limits as defined in the Annexes of Directive 2011/65/EU (RoHS2). Finished electrical and electronic equipment products will be CE marked as required by Directive 2011/65/EU. Components may not be CE marked. Additionally, the part numbers that TE has identified as EU ELV compliant have a maximum concentration of 0.1% by weight in homogenous materials for lead, hexavalent chromium, and mercury, and 0.01% for cadmium, or qualify for an exemption to these limits as defined in the Annexes of Directive 2000/53/EC (ELV). Regarding the REACH Regulation, the information TE provides on SVHC in articles for this part number is based on the latest European Chemicals Agency (ECHA) 'Guidance on requirements for substances in articles' posted at this URL: <https://echa.europa.eu/guidance-documents/guidance-on-reach>

Compatible Parts



Also in the Series | **MTA 156**



Customers Also Bought



Documents

Product Drawings

05P MTA156 CONN ASSY 24AWG LF

English

CAD Files

Customer View Model

[ENG_CVM_3-644468-5_D.3d_igs.zip](#)

English

Customer View Model

[ENG_CVM_3-644468-5_D.3d_stp.zip](#)

English

Customer View Model

[ENG_CVM_3-644468-5_D.2d_dxf.zip](#)

English

[3D PDF](#)

English

[3D PDF](#)



3D

Customer View Model

[ENG_CVM_CVM_3-644468-5_C.2d_dxf.zip](#)

English

Customer View Model

[ENG_CVM_CVM_3-644468-5_C.3d_igs.zip](#)

English

Customer View Model

[ENG_CVM_CVM_3-644468-5_C.3d_stp.zip](#)

English

By downloading the CAD file I accept and agree to the [Terms and Conditions](#) of use.

Product Specifications

[Application Specification](#)

Japanese

[Application Specification](#)

English

[MTA 156 Ribbon Cable Connector Assemblies \(English And Spanish\)](#)

English

[MTA 156 Ribbon Cable Connector Assemblies \(English And Spanish\)](#)

Japanese

[Application Specification](#)

English

Agency Approvals

[Agency Approval Document](#)

English