




MTA 156

TE Internal #: 3-640429-6

Connector Assembly, Receptacle, Insulation Displacement (IDC),
Wire-to-Board, Tin (Sn), MTA 156, Rectangular Wire & Cable
Connectors & Housings

[View on TE.com >](#)

Connectors > Rectangular Connectors > Standard Rectangular Connectors



Connector Product Type: **Connector Assembly**

Connector & Housing Type: **Receptacle**

Mating Alignment: **Without**

Mating Retention: **With**

Mating Retention Type: **Locking Ramp**

Features

Product Type Features

Compatible With Discrete Wire Type	Stranded
Connector Product Type	Connector Assembly
Connector & Housing Type	Receptacle
Connector System	Wire-to-Board
Sealable	No
Connector & Contact Terminates To	Wire & Cable

Configuration Features

Number of Power Positions	6
Number of Positions	6
Number of Rows	1

Electrical Characteristics

Operating Voltage	600 VAC
-------------------	---------

Body Features

Cable Exit Angle	90°
------------------	-----



Primary Product Color	White
-----------------------	-------

Contact Features

Contact Underplating Material	Nickel
Contact Underplating Material Thickness	30 µm[.762 µin]
Wire Contact Termination Area Plating Material	Tin
Contact Mating Area Plating Material Thickness	2.03 – 5.08 µm[80 – 200 µin]
Contact Layout	Inline
Contact Base Material	Copper Alloy
Wire Contact Termination Area Plating Thickness	2.03 – 5.08 µm[80 – 200 µin]
Contact Type	Receptacle
Contact Mating Area Plating Material	Tin (Sn)
Contact Retention Within Housing	With
Contact Current Rating (Max)	7 A

Termination Features

Termination Method to Wire & Cable	Insulation Displacement (IDC)
------------------------------------	-------------------------------

Mechanical Attachment

Strain Relief	With
Panel Mount Feature	Without
Contact Retention Type Within Housing	Locking Lance
Mating Alignment	Without
Mating Retention	With
Mating Retention Type	Locking Ramp
Connector Mounting Type	Cable Mount (Free-Hanging)

Housing Features

Housing Material	Nylon
Wire & Cable IDC Installation Type	Closed End
Centerline (Pitch)	3.96 mm[.156 in]

Dimensions

Compatible Insulation Diameter Range	2.41 mm[.095 in]
Connector Height	9.02 mm[.355 in]
Wire Size	24 AWG
Connector Length	23.77 mm[.936 in]



Usage Conditions

Operating Temperature Range	-55 – 105 °C[-67 – 221 °F]
-----------------------------	----------------------------

Operation/Application

Circuit Application	Power & Signal
---------------------	----------------

Industry Standards

Compatible With Agency/Standards Products	CSA, UL
UL Rating	Recognized
Compatible With Approved Standards Products	UL E28476
CSA Rating	Certified, LR 7189
Glow Wire Rating	Standard Part - Not Glow Wire
UL Flammability Rating	UL 94V-2

Packaging Features

Packaging Quantity	250
Packaging Method	Bag & Box

Product Compliance

[For compliance documentation, visit the product page on TE.com>](#)

EU RoHS Directive 2011/65/EU	Compliant
EU ELV Directive 2000/53/EC	Compliant
China RoHS 2 Directive MIIT Order No 32, 2016	No Restricted Materials Above Threshold
EU REACH Regulation (EC) No. 1907/2006	Current ECHA Candidate List: JAN 2025 (247) Candidate List Declared Against: JAN 2025 (247) Does not contain REACH SVHC
Halogen Content	Low Halogen - Br, Cl, F, I < 900 ppm per homogenous material. Also BFR/CFR/PVC Free
Solder Process Capability	Not applicable for solder process capability

Product Compliance Disclaimer

This information is provided based on reasonable inquiry of our suppliers and represents our current actual knowledge based on the information they provided. This information is subject to change. The part numbers that TE has identified as EU RoHS compliant have a maximum concentration of 0.1% by weight in homogenous materials for lead, hexavalent chromium, mercury, PBB, PBDE, DBP, BBP, DEHP, DIBP, and 0.01% for cadmium, or qualify for an exemption to these limits as defined in the Annexes of Directive 2011/65/EU (RoHS2). Finished electrical and electronic equipment products will be CE marked as required by Directive 2011/65/EU. Components may not be CE marked. Additionally, the part numbers that TE has identified as EU ELV compliant have a maximum concentration of 0.1% by weight in homogenous materials for lead, hexavalent chromium, and mercury, and 0.01% for cadmium, or qualify for an exemption to these limits

as defined in the Annexes of Directive 2000/53/EC (ELV). Regarding the REACH Regulation, the information TE provides on SVHC in articles for this part number is based on the latest European Chemicals Agency (ECHA) 'Guidance on requirements for substances in articles' posted at this URL: <https://echa.europa.eu/guidance-documents/guidance-on-reach>

Compatible Parts



TE Part # 3-641439-6
06P MTA156 PST CON ASSY LF



TE Part # 640389-6
06P MTA156 HDR ASSY SQ R/A F/L



TE Part # 644752-6
06P MTA156 HDR ASSY SQ STR F/L



TE Part # 3-641438-6
06P MTA156 PSTD CONN ASSY WHT



TE Part # 58247-3
MTA 156 CRIMP HEAD PRODUCTION RBBN CABLE



TE Part # 58074-1
MTA 50/100/156 MANUAL TOOL FRAME



TE Part # 3-641437-6
06P MTA156 PSTD CONN ASSY RED



TE Part # 3-641435-6
06P MTA156 CONN ASSY ORNG



TE Part # 3-641522-6
06P MTA156 POST CON ASSY ORNG



TE Part # 641318-3
06CIR MTA156 R/A HDR ASY W/O#3



TE Part # 3-641524-6
06P MTA156 POST CON ASSY LF



TE Part # 644749-6
06P MTA156 HDR ASSY STR SQ SN



TE Part # 2-647123-6
06P MTA156 SHRD HDR ASSY SQ SN



TE Part # 58247-2
MTA 156 CRIMP HEAD PRODUCTION DISCRETE



TE Part # 644753-6
06P MTA156 HDR ASSY RN STR F/L



TE Part # 640385-6
06P MTA156 HDR ASSY SQ R/A



TE Part # 3-644615-6
06P MTA156 POL HDR ASSY LF



TE Part # 3-641436-6
06P MTA156 PST CONN ASSY LF



TE Part # 643067-6
06P MTA156 MOLDED COVER

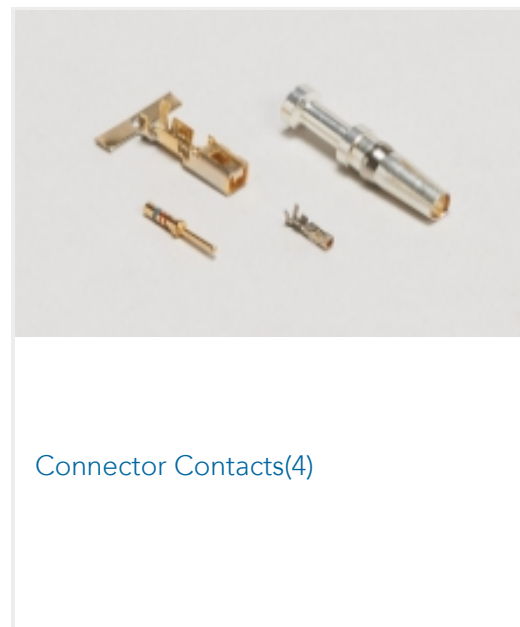


TE Part # 640388-6
06P MTA156 HDR ASSY RN STR F/L

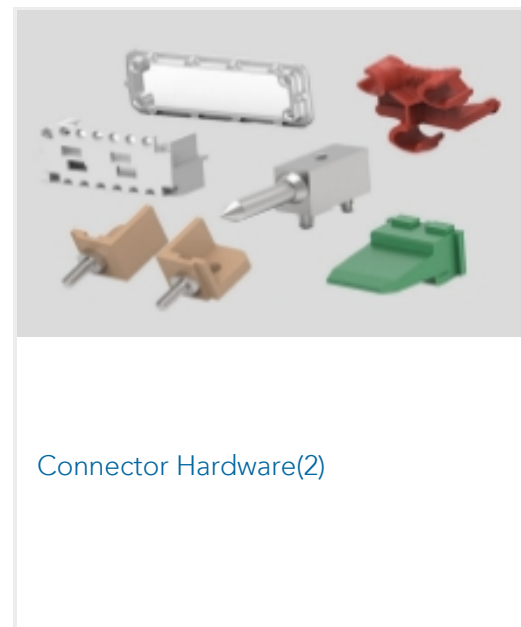
Also in the Series | MTA 156



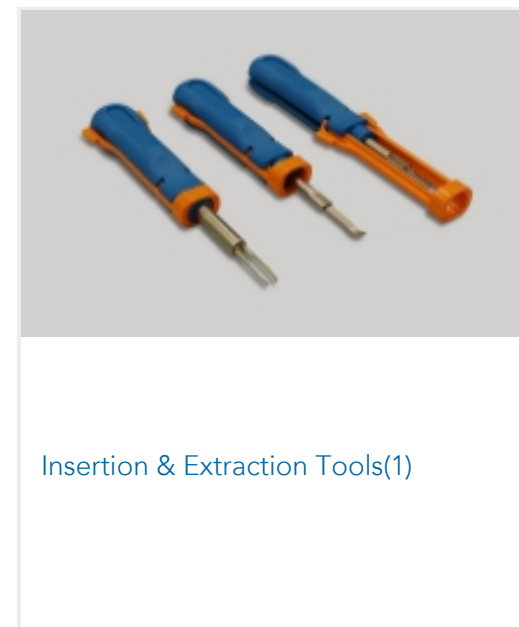
Connector Caps & Covers(89)



Connector Contacts(4)



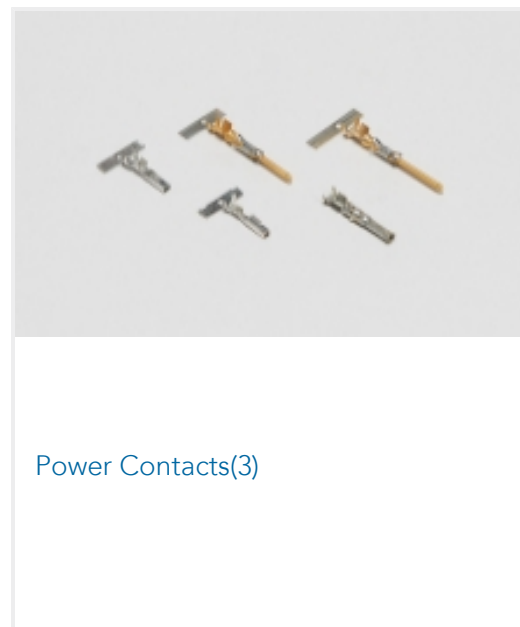
Connector Hardware(2)



Insertion & Extraction Tools(1)



PCB Headers & Receptacles(677)



Power Contacts(3)



Rectangular Power Connectors(1178)



Wire-to-Board Headers & Receptacles (677)

Customers Also Bought



TE Part #CSA-RPSM-216-RSFB
RP-SMA to RP-SMA 216mm RG174



TE Part #CAT-T4827-T273
TIMER, RECEPTACLE AND TAB



TE Part #1-6609115-5
3EGG1C-2 S0=F7387



TE Part #3-640601-4
04P MTA156 CONN ASSY 22AWG LF



TE Part #ANT-MAG-B50-RPS
Antenna Magnetic Base 50mm RG174
4M RPS



TE Part #ANT-ELE-S01-005
Antenna Whip 860-960MHz MagBase-
Mnt



TE Part #CONREVSMA002-L
RP-SMA RA Jack 50 Ohm PCB
Through Hole



TE Part #347887-3
2 WAY JUNIOR TIMER CONN.



Documents

Product Drawings

06P MTA156 CONN ASSY 24AWG WHT

English

CAD Files

3D PDF

English

Customer View Model

[ENG_CVM_3-640429-6_S.2d_dxf.zip](#)

English

Customer View Model

[ENG_CVM_3-640429-6_S.3d_igs.zip](#)

English

Customer View Model

[ENG_CVM_3-640429-6_S.3d_stp.zip](#)

English

3D PDF

3D

Customer View Model

[ENG_CVM_CVM_3-640429-6_N.2d_dxf.zip](#)

English

Customer View Model

[ENG_CVM_CVM_3-640429-6_N.3d_igs.zip](#)

English

Customer View Model

[ENG_CVM_CVM_3-640429-6_N.3d_stp.zip](#)

English

By downloading the CAD file I accept and agree to the [Terms and Conditions](#) of use.

Product Specifications

[Application Specification](#)

English

Agency Approvals

[UL](#)

English

