



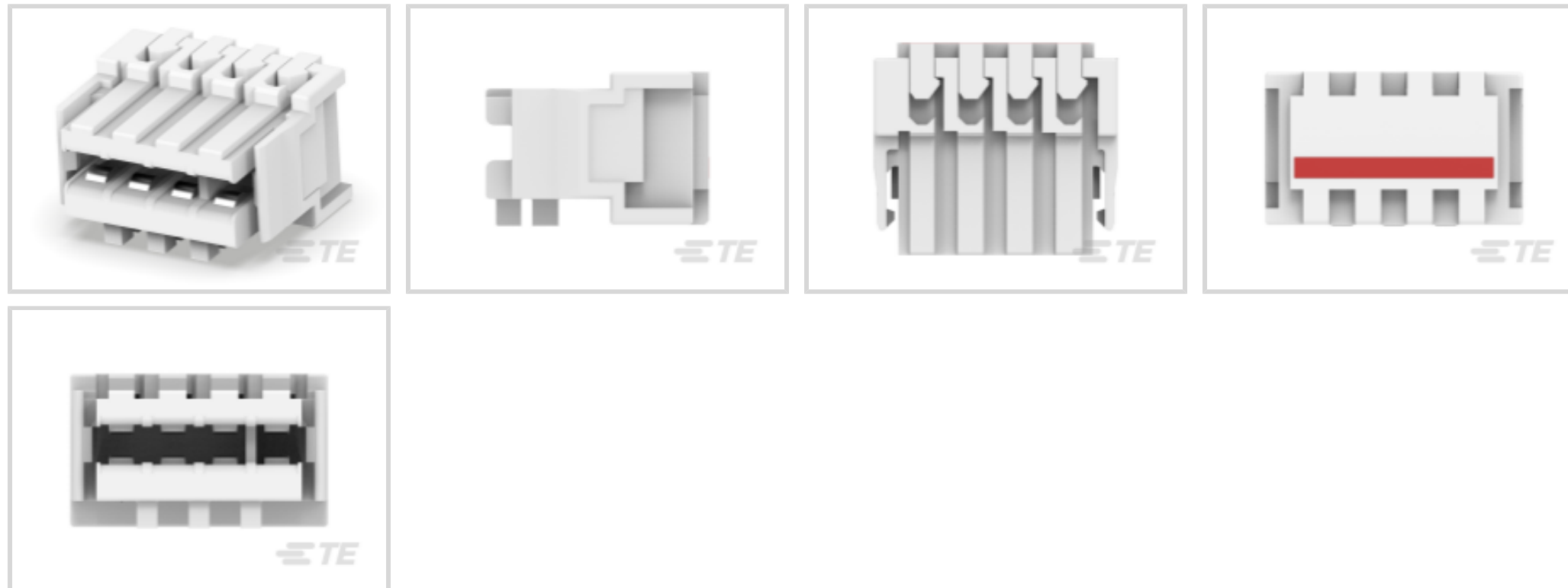
RAST

TE Internal #: 3-284865-4

TE Internal Description: Direct mount card edge conn.,

[View on TE.com >](#)

Connectors > PCB Connectors > Card Edge Connectors > Standard Edge Connectors



Connector System: **Wire-to-Board**

Number of Positions: 4

Centerline (Pitch): 2.5 mm [.098 in]

Termination Method to Wire & Cable: **Insulation Displacement (IDC)**

Number of Rows: 1

Features

Product Type Features

Connector System	Wire-to-Board
Connector & Housing Type	Receptacle
Connector & Contact Terminates To	Printed Circuit Board

Configuration Features

Card Entry Style	Side
Number of Insulation Displacement Slots	4
Compatible With Wire & Cable Type	Discrete Wire
Number of Positions	4
Number of Rows	1
Connector Contact Load Condition	Fully Loaded
PCB Mount Orientation	Right Angle

Electrical Characteristics

Operating Voltage	63 VAC
-------------------	--------

Body Features

Keying Between Cavity Locations	4-Mar
---------------------------------	-------

Primary Product Color	Red
-----------------------	-----

Contact Features

Contact Retention Within Housing	Without
PCB Contact Termination Area Plating Material Thickness	4 – 10 μ m
Contact Mating Area Plating Material	Tin (Sn)
Contact Base Material	Phosphor Bronze
Contact Type	Socket
Contact Current Rating (Max)	2 A

Termination Features

Termination Method to Wire & Cable	Insulation Displacement (IDC)
------------------------------------	-------------------------------

Mechanical Attachment

PCB Mount Retention	With
Mating Retention	With
Mating Alignment Type	Keyed
Mating Alignment	With
PCB Mount Alignment	With
Connector Mounting Type	Board Mount

Housing Features

Housing Entry Configuration	Both Ends Closed
Centerline (Pitch)	2.5 mm [.098 in]
Housing Material	PBT GF

Dimensions

Card Slot Depth	5 mm [.2 in]
Compatible Insulation Diameter Range	1.3 – 2.1 mm [.05 – .08 in]
PCB Thickness (Recommended)	1.5 mm [.059 in]
Connector Height	7.35 mm [.29 in]
Wire Size	24 – 22 AWG

Operation/Application

Circuit Application	Signal
---------------------	--------

Industry Standards

Glow Wire Rating	GWEPT 750°C (Without Flame)
------------------	-----------------------------

Packaging Features

Packaging Quantity	364
Packaging Method	Tray

Product Compliance

[For compliance documentation, visit the product page on TE.com>](#)

EU RoHS Directive 2011/65/EU	Compliant
EU ELV Directive 2000/53/EC	Compliant
China RoHS 2 Directive MIIT Order No 32, 2016	No Restricted Materials Above Threshold
EU REACH Regulation (EC) No. 1907/2006	Current ECHA Candidate List: JAN 2025 (247) Candidate List Declared Against: JAN 2024 (240) Does not contain REACH SVHC
Halogen Content	Not Low Halogen - contains Br or Cl > 900 ppm.
Solder Process Capability	Not reviewed for solder process capability




Product Compliance Disclaimer

This information is provided based on reasonable inquiry of our suppliers and represents our current actual knowledge based on the information they provided. This information is subject to change. The part numbers that TE has identified as EU RoHS compliant have a maximum concentration of 0.1% by weight in homogenous materials for lead, hexavalent chromium, mercury, PBB, PBDE, DBP, BBP, DEHP, DIBP, and 0.01% for cadmium, or qualify for an exemption to these limits as defined in the Annexes of Directive 2011/65/EU (RoHS2). Finished electrical and electronic equipment products will be CE marked as required by Directive 2011/65/EU. Components may not be CE marked. Additionally, the part numbers that TE has identified as EU ELV compliant have a maximum concentration of 0.1% by weight in homogenous materials for lead, hexavalent chromium, and mercury, and 0.01% for cadmium, or qualify for an exemption to these limits as defined in the Annexes of Directive 2000/53/EC (ELV). Regarding the REACH Regulation, the information TE provides on SVHC in articles for this part number is based on the latest European Chemicals Agency (ECHA) 'Guidance on requirements for substances in articles' posted at this URL: <https://echa.europa.eu/guidance-documents/guidance-on-reach>

Compatible Parts



Customers Also Bought



Documents

Product Drawings

Direct mount card edge conn.,

English

CAD Files

3D PDF

3D

Customer View Model

[ENG_CVM_CVM_3-284865-4_B.2d_dxf.zip](#)

English

Customer View Model

[ENG_CVM_CVM_3-284865-4_B.3d_igs.zip](#)

English

Customer View Model

[ENG_CVM_CVM_3-284865-4_B.3d_stp.zip](#)

English

By downloading the CAD file I accept and agree to the [Terms and Conditions](#) of use.

Datasheets & Catalog Pages



RAST Connector System Catalog

English

Product Specifications

Application Specification

English

Agency Approvals

Agency Approval Document

English