

292227-4 ✓ ACTIVE

AMP Mini CT

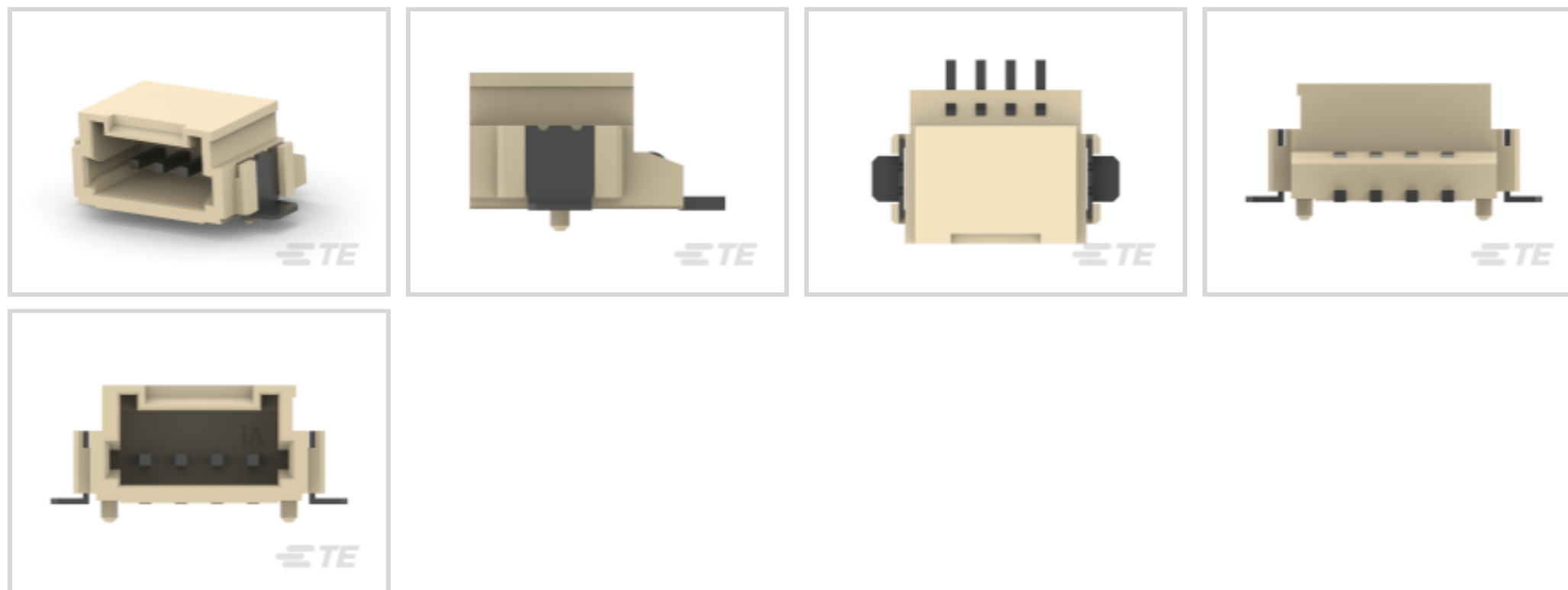
TE Internal #: 292227-4

PCB Mount Header, Right Angle, Wire-to-Board, 4 Position, 1.5 mm [.059 in] Centerline, Fully Shrouded, Tin (Sn), Surface Mount, Signal, AMP Mini CT

[View on TE.com >](#)



Connectors > PCB Connectors > PCB Headers & Receptacles



PCB Connector Type: **PCB Mount Header**

PCB Mount Orientation: **Right Angle**

Connector System: **Wire-to-Board**

Number of Positions: **4**

Number of Rows: **1**

Features

Product Type Features

PCB Connector Type	PCB Mount Header
Connector System	Wire-to-Board
Header Type	Fully Shrouded
Sealable	No
Connector & Contact Terminates To	Printed Circuit Board
Connector Product Type	Connector Assembly

Configuration Features

PCB Mount Orientation	Right Angle
Number of Positions	4
Number of Rows	1

Electrical Characteristics

Operating Voltage	50 VDC
-------------------	--------

Body Features

Primary Product Color	Natural
-----------------------	---------



Contact Features

Contact Mating Area Plating Material Thickness	1 μm [39.37 μin]
Mating Square Post Dimension	.5 mm[.02 in]
PCB Contact Termination Area Plating Material Thickness	1 μm [39.37 μin]
Contact Shape & Form	Square
Contact Layout	Inline
Contact Mating Area Length	2.4 mm[.095 in]
Contact Base Material	Brass
PCB Contact Termination Area Plating Material	Pre-Tin
Contact Mating Area Plating Material Finish	Matte
Contact Mating Area Plating Material	Tin (Sn)
Contact Type	Pin
Contact Current Rating (Max)	2 A

Termination Features

Square Termination Post & Tail Dimension	.5 mm[.02 in]
Termination Method to PCB	Surface Mount

Mechanical Attachment

Mating Retention Type	Latch
Mating Retention	With
Mating Alignment Type	Polarization
PCB Mount Retention Type	Solder Peg
PCB Mount Alignment Type	Locating Posts
PCB Mount Retention	With
PCB Mount Alignment	With
Connector Mounting Type	Board Mount
Mating Alignment	With

Housing Features

Housing Material	Nylon 6T
Centerline (Pitch)	1.5 mm[.059 in]

Dimensions

Connector Width	4.9 mm[.192 in]
PCB Thickness (Recommended)	.8 mm[.031 in]



Connector Height	7.7 mm[.303 in]
------------------	-----------------

Connector Length	10.5 mm[.413 in]
------------------	------------------

Usage Conditions

Operating Temperature Range	-30 – 105 °C[-22 – 221 °F]
-----------------------------	----------------------------

Operation/Application

Assembly Process Feature	Pick and Place Cover
--------------------------	----------------------

Circuit Application	Signal
---------------------	--------

Industry Standards

Compatible With Agency/Standards Products	CSA, UL
---	---------

Compatible With Approved Standards Products	CSA LR7189, UL E28476
---	-----------------------

UL Flammability Rating	UL 94V-0
------------------------	----------

Packaging Features

Packaging Quantity	200
--------------------	-----

Packaging Method	Reel
------------------	------

Product Compliance

[For compliance documentation, visit the product page on TE.com>](#)

EU RoHS Directive 2011/65/EU	Compliant
------------------------------	-----------

EU ELV Directive 2000/53/EC	Compliant
-----------------------------	-----------

China RoHS 2 Directive MIIT Order No 32, 2016	No Restricted Materials Above Threshold
---	---

EU REACH Regulation (EC) No. 1907/2006	Current ECHA Candidate List: JAN 2025 (247) Candidate List Declared Against: JAN 2025 (247) Does not contain REACH SVHC
--	---

Halogen Content	Not Low Halogen - contains Br or Cl > 900 ppm.
-----------------	--

Solder Process Capability	Reflow solder capable to 245°C
---------------------------	--------------------------------

Product Compliance Disclaimer

This information is provided based on reasonable inquiry of our suppliers and represents our current actual knowledge based on the information they provided. This information is subject to change. The part numbers that TE has identified as EU RoHS compliant have a maximum concentration of 0.1% by weight in homogenous materials for lead, hexavalent chromium, mercury, PBB, PBDE, DBP, BBP, DEHP, DIBP, and 0.01% for cadmium, or qualify for an exemption to these limits as defined in the Annexes of Directive 2011/65/EU (RoHS2). Finished electrical and electronic equipment products will be CE marked as required by Directive 2011/65/EU. Components may not be CE marked. Additionally, the part numbers that TE has identified as EU ELV compliant have a maximum concentration of 0.1% by weight in homogenous materials for lead, hexavalent chromium, and mercury, and 0.01% for cadmium, or qualify for an exemption to these limits as defined in the Annexes of Directive 2000/53/EC (ELV). Regarding the REACH Regulation, the information TE provides

on SVHC in articles for this part number is based on the latest European Chemicals Agency (ECHA) 'Guidance on requirements for substances in articles' posted at this URL: <https://echa.europa.eu/guidance-documents/guidance-on-reach>

Compatible Parts



TE Part # 2-179694-4
CT MT REC ASSY 4P GRAY



TE Part # 2-353293-4
1.5MM CT MT REC ASS'Y 4P BLACK



TE Part # 1-2058943-4
CABLE ASSY MINI CT, 609.6MM LENGTH



TE Part # 2405870-4
CT 4P 300MM CABLE ASSEMBLY 6-353908-4



TE Part # CAT-AM7053-C7671
Mini Common Termination Contacts



TE Part # CAT-AM7053-H8172
Mini Common Termination (CT) Housings



TE Part # 5-353293-4
MINI CT MT REC ASSY 4P BLUE



TE Part # 1-353293-3
MINI CT MT REC ASSY 13P GRAY




TE Part # 2058943-3
Cable Assembly Mini CT 4 pos.




TE Part # 353293-4
MINI CT MT REC ASSY 4P GRAY

Also in the Series | AMP Mini CT




Connector Contacts(4)



Connector Hardware(10)




PCB Headers & Receptacles(332)



Rectangular Connector Housings(38)



Rectangular Power Connectors(38)



Standard Rectangular Connectors(38)



Wire-to-Board Connector Assemblies & Housings(134)



Wire-to-Board Headers & Receptacles (332)

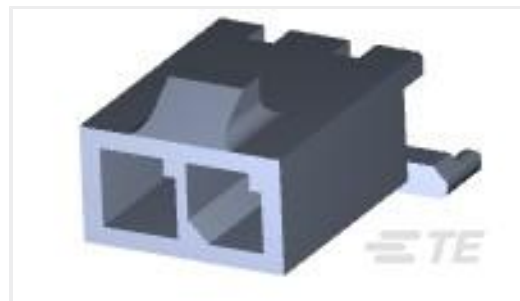
Customers Also Bought



TE Part #1-292207-0
MINI CT SGL DIP V 10P NAT



TE Part #292230-4
1.5 MINI CT SGL V SMT W/BOSS 4



TE Part #2-1445050-2
MICRO MNL HDR ASSY S/ROW LF



TE Part #292227-8
1.5 MINI CT SGL H SMT W BOSS 8



TE Part #1-292227-4
1.5 MINI CT SGL H SMT W BOSS 1



TE Part #1-292227-0
1.5 MINI CT SGL H SMT W BOSS 1



TE Part #1-292227-2
1.5 MINI CT SGL H SMT W BOSS 1



TE Part #1-292207-6
MINI CT SGL DIP V 16P NAT



TE Part #1-292227-6
1.5 MINI CT SGL H SMT W BOSS 1



TE Part #6-173977-6
CT CONN MT REC ASSY 6P BLACK

Documents

Product Drawings

[1.5 MINI CT SGL H SMT W BOSS 4](#)

English

CAD Files

[3D PDF](#)

3D

Customer View Model

[ENG_CVM_CVM_292227-4_A1.2d_dxf.zip](#)



English

Customer View Model

[ENG_CVM_CVM_292227-4_A1.3d_igs.zip](#)

English

Customer View Model

[ENG_CVM_CVM_292227-4_A1.3d_stp.zip](#)

English

By downloading the CAD file I accept and agree to the [Terms and Conditions](#) of use.

Product Specifications

[Application Specification](#)

English

Agency Approvals

[UL](#)

English