



AMP CT

TE Internal #: 292174-2

PCB Mount Header, Vertical, Wire-to-Board, 2 Position, 2 mm [.079 in] Centerline, Partially Shrouded, Tin (Sn), Surface Mount, Power & Signal, AMP CT

[View on TE.com >](#)

Connectors > PCB Connectors > PCB Headers & Receptacles > CT Box Header SMT: Vert, Shrouded



PCB Connector Type: **PCB Mount Header**

PCB Mount Orientation: **Vertical**

Connector System: **Wire-to-Board**

Number of Positions: **2**

Number of Rows: **1**

[All CT Box Header SMT: Vert, Shrouded \(34\)](#)

**Features**

**Product Type Features**

PCB Connector Type	PCB Mount Header
Connector System	Wire-to-Board
Header Type	Partially Shrouded
Sealable	No
Connector & Contact Terminates To	Printed Circuit Board
Connector Product Type	Connector Assembly

**Configuration Features**

PCB Mount Orientation	Vertical
Number of Positions	2
Number of Rows	1

**Electrical Characteristics**

Operating Voltage	125 VDC
-------------------	---------



### Body Features

Primary Product Color	Natural
-----------------------	---------

### Contact Features

Mating Pin Diameter	.6 mm[.024 in]
Contact Mating Area Plating Material Thickness	1 – 2 μm[39.37 – 78.73 μin]
PCB Contact Termination Area Plating Material Thickness	1 – 2 μm[39.37 – 78.73 μin]
Contact Shape & Form	Round
Contact Layout	Inline
Contact Mating Area Length	4.5 mm[.177 in]
Contact Base Material	Brass
PCB Contact Termination Area Plating Material	Tin
Contact Mating Area Plating Material	Tin (Sn)
Contact Type	Pin
Contact Current Rating (Max)	4 A

### Termination Features

Termination Post & Tail Diameter	.6 mm[.024 in]
Termination Method to PCB	Surface Mount

### Mechanical Attachment

Panel Mount Feature	With
Mating Retention	Without
PCB Mount Retention Type	Boardlock
Mating Alignment Type	Polarization
PCB Mount Retention	With
PCB Mount Alignment	With
Connector Mounting Type	Board Mount
Mating Alignment	With

### Housing Features

Housing Material	6T PA GF
Centerline (Pitch)	2 mm[.079 in]

### Dimensions

Connector Width	5.8 mm[.228 in]
PCB Thickness (Recommended)	.8 mm[.031 – .063 in]



Connector Height	7.8 mm[.307 in]
------------------	-----------------

Connector Length	6 mm[.236 in]
------------------	---------------

### Usage Conditions

Operating Temperature Range	-40 – 105 °C[-40 – 221 °F]
-----------------------------	----------------------------

### Operation/Application

Assembly Process Feature	Pick and Place Cover
--------------------------	----------------------

Circuit Application	Power & Signal
---------------------	----------------

### Industry Standards

UL Flammability Rating	UL 94V-0
------------------------	----------

### Packaging Features

Packaging Quantity	3500
--------------------	------

Packaging Method	Box, Tape
------------------	-----------

### Product Compliance

[For compliance documentation, visit the product page on TE.com>](#)

EU RoHS Directive 2011/65/EU	Compliant
------------------------------	-----------

EU ELV Directive 2000/53/EC	Compliant
-----------------------------	-----------

China RoHS 2 Directive MIIT Order No 32, 2016	No Restricted Materials Above Threshold
---	---

EU REACH Regulation (EC) No. 1907/2006	Current ECHA Candidate List: JAN 2025 (247) Candidate List Declared Against: JAN 2025 (247) Does not contain REACH SVHC
--	---

Halogen Content	Low Halogen - Br, Cl, F, I < 900 ppm per homogenous material. Also BFR/CFR/PVC Free
-----------------	---

Solder Process Capability	Reflow solder capable to 245°C
---------------------------	--------------------------------

#### Product Compliance Disclaimer

This information is provided based on reasonable inquiry of our suppliers and represents our current actual knowledge based on the information they provided. This information is subject to change. The part numbers that TE has identified as EU RoHS compliant have a maximum concentration of 0.1% by weight in homogenous materials for lead, hexavalent chromium, mercury, PBB, PBDE, DBP, BBP, DEHP, DIBP, and 0.01% for cadmium, or qualify for an exemption to these limits as defined in the Annexes of Directive 2011/65/EU (RoHS2). Finished electrical and electronic equipment products will be CE marked as required by Directive 2011/65/EU. Components may not be CE marked. Additionally, the part numbers that TE has identified as EU ELV compliant have a maximum concentration of 0.1% by weight in homogenous materials for lead, hexavalent chromium, and mercury, and 0.01% for cadmium, or qualify for an exemption to these limits as defined in the Annexes of Directive 2000/53/EC (ELV). Regarding the REACH Regulation, the information TE provides on SVHC in articles for this part number is based on the latest European Chemicals Agency (ECHA) 'Guidance on requirements for substances in articles' posted at this URL: <https://echa.europa.eu/guidance-documents/guidance-on-reach>



## Compatible Parts



TE Part # CAT-AM7017-C7671  
Common Termination Contacts —  
POWER TRIPLE LOCK



TE Part # 1-353293-3  
MINI CT MT REC ASSY 13P GRAY



TE Part # CAT-AM7017-H8172  
AMP COMMON TERMINATION  
HOUSINGS



TE Part # 2405869-1  
CT 2P 300MM CABLE ASSEMBLY 2-  
179228-2


## Also in the Series | AMP CT



Connector Contacts(8)



Connector Hardware(46)




PCB Headers & Receptacles(756)




Rectangular Connector Housings(90)




Rectangular Power Connectors(924)



Standard Rectangular Connectors(176)



Wire-to-Board Connector Assemblies  
& Housings(79)



Wire-to-Board Headers & Receptacles  
(756)

## Customers Also Bought



TE Part #AS607-98PA  
PLUG. BOOT TERMIN. TYPE 6 AS  
MICRO 7



TE Part #2160513004  
55A0111-18-6



TE Part #474356-E  
SMCQ 50 M AB VV 8-13 CL \* H007 137  
E005



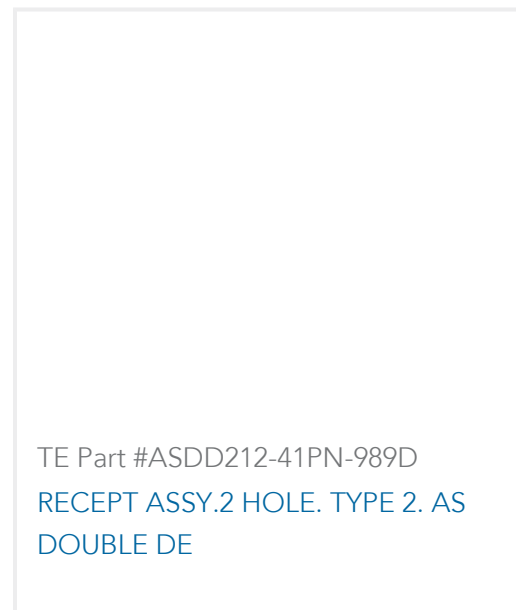
TE Part #825440-5  
MOD 2 PINHDR 2X05P.  
E005



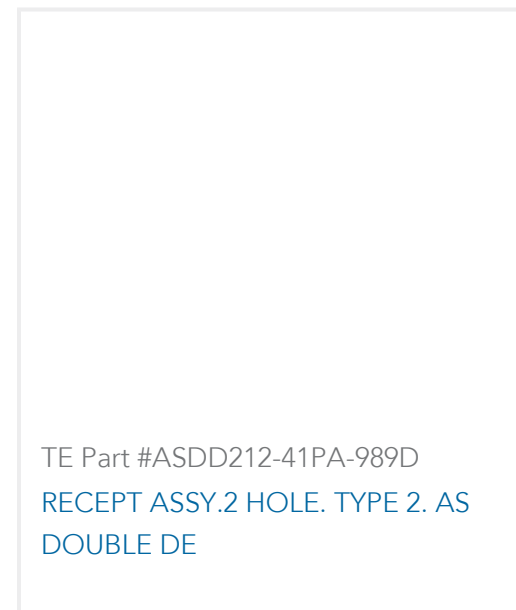
TE Part #66255-5  
TYPE XII CONT ASY MALE



TE Part #7-1625890-1  
2W SM M/OX 5% 82R



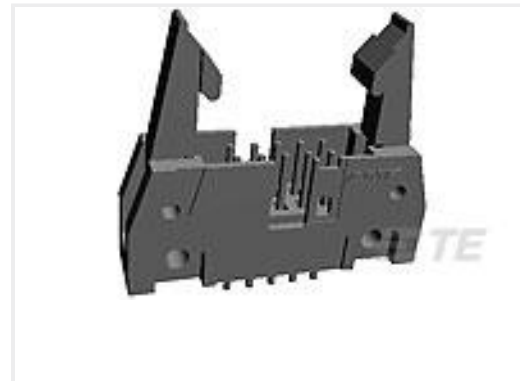
TE Part #ASDD212-41PN-989D  
RECEPT ASSY.2 HOLE. TYPE 2. AS  
DOUBLE DE



TE Part #ASDD212-41PA-989D  
RECEPT ASSY.2 HOLE. TYPE 2. AS  
DOUBLE DE



TE Part #AS007-35PN  
RECEPT. 2 HOLE MNT. TYPE 0 AS  
MICRO 7



TE Part #5102321-1  
A/L UNIV HDR 10P VERT LAT

## Documents

### CAD Files

#### Customer View Model

[ENG\\_CVM\\_CVM\\_292174-2\\_O.2d\\_dxf.zip](#)

English

#### 3D PDF

3D

#### Customer View Model

[ENG\\_CVM\\_CVM\\_292174-2\\_O.3d\\_igs.zip](#)

English

#### Customer View Model

[ENG\\_CVM\\_CVM\\_292174-2\\_O.3d\\_stp.zip](#)

English

By downloading the CAD file I accept and agree to the [Terms and Conditions](#) of use.

### Product Specifications

AMP COMMON TERMINATION (CT), CONNECTOR, 2mm PITCH, M/T TYPE, LEAD FREE VERSION

Japanese

#### Product Specification

Japanese