

281696-4 ✓ ACTIVE

AMPMODU | AMPMODU HE 13/HE 14


TE Internal #: 281696-4

PCB Mount Header, Vertical, Wire-to-Board, 4 Position, 2.54 mm [.1 in] Centerline, Partially Shrouded, Gold (Au), AMPMODU HE 13/HE 14

[View on TE.com >](#)



Connectors > PCB Connectors > PCB Headers & Receptacles > HE13/HE14 TH Headers, SRST



PCB Connector Type: **PCB Mount Header**

PCB Mount Orientation: **Vertical**

Connector System: **Wire-to-Board**

Number of Positions: **4**

Number of Rows: **1**

[All HE13/HE14 TH Headers, SRST \(18\)](#)

Features

Product Type Features

PCB Connector Type	PCB Mount Header
Connector System	Wire-to-Board
Header Type	Partially Shrouded
Sealable	No
Connector & Contact Terminates To	Printed Circuit Board
Connector Product Type	Connector Assembly

Configuration Features

Connector Contact Load Condition	Fully Loaded
PCB Mount Orientation	Vertical
Number of Positions	4
Number of Rows	1

Electrical Characteristics

Insulation Resistance	5000 M Ω
Dielectric Withstanding Voltage (Max)	1000 V

Body Features

Primary Product Color	Blue
-----------------------	------



Contact Features

Contact Underplating Material	Nickel
Contact Mating Area Plating Material Thickness	.4 μm [15 μin]
Mating Square Post Dimension	.64 mm[.025 in]
Contact Shape & Form	Square
Contact Mating Area Length	7 mm
Contact Base Material	Phosphor Bronze
PCB Contact Termination Area Plating Material	Tin
Contact Mating Area Plating Material	Gold (Au)
Contact Type	Pin
Contact Current Rating (Max)	3 A

Termination Features

Termination Post & Tail Length	2.9 mm
Square Termination Post & Tail Dimension	.63 mm[.025 in]
Termination Method to PCB	Through Hole - Solder

Mechanical Attachment

Panel Mount Feature	Without
Mating Retention	With
Mating Alignment Type	Polarization
PCB Mount Retention	Without
Connector Mounting Type	Board Mount
Mating Alignment	With

Housing Features

Housing Material	High Temperature Thermoplastic
Centerline (Pitch)	2.54 mm[.1 in]

Usage Conditions

Operating Temperature Range	-55 – 125 $^{\circ}\text{C}$ [-67 – 257 $^{\circ}\text{F}$]
-----------------------------	--

Operation/Application

Circuit Application	Signal
---------------------	--------

Industry Standards

Compatible With Approved Standards Products	CSA LR7189, UL E28476
UL Flammability Rating	UL 94V-0



Packaging Features

Packaging Quantity	4000
Packaging Method	Box

Product Compliance


[For compliance documentation, visit the product page on TE.com>](#)

EU RoHS Directive 2011/65/EU	Compliant
EU ELV Directive 2000/53/EC	Compliant
China RoHS 2 Directive MIIT Order No 32, 2016	No Restricted Materials Above Threshold
EU REACH Regulation (EC) No. 1907/2006	Current ECHA Candidate List: JAN 2025 (247) Candidate List Declared Against: JAN 2025 (247) Does not contain REACH SVHC
Halogen Content	Not Low Halogen - contains Br or Cl > 900 ppm.
Solder Process Capability	Wave solder capable to 265°C

Product Compliance Disclaimer

This information is provided based on reasonable inquiry of our suppliers and represents our current actual knowledge based on the information they provided. This information is subject to change. The part numbers that TE has identified as EU RoHS compliant have a maximum concentration of 0.1% by weight in homogenous materials for lead, hexavalent chromium, mercury, PBB, PBDE, DBP, BBP, DEHP, DIBP, and 0.01% for cadmium, or qualify for an exemption to these limits as defined in the Annexes of Directive 2011/65/EU (RoHS2). Finished electrical and electronic equipment products will be CE marked as required by Directive 2011/65/EU. Components may not be CE marked. Additionally, the part numbers that TE has identified as EU ELV compliant have a maximum concentration of 0.1% by weight in homogenous materials for lead, hexavalent chromium, and mercury, and 0.01% for cadmium, or qualify for an exemption to these limits as defined in the Annexes of Directive 2000/53/EC (ELV). Regarding the REACH Regulation, the information TE provides on SVHC in articles for this part number is based on the latest European Chemicals Agency (ECHA) 'Guidance on requirements for substances in articles' posted at this URL: <https://echa.europa.eu/guidance-documents/guidance-on-reach>

Compatible Parts



TE Part # 281784-4
PLUG HE13 IDC 180 4 P AWG 26-24



TE Part # CAT-AM74-H3401G
HE13/HE14 IDC Receptacle, SRRA, AWG24




TE Part # 281838-4
HOUSING HE13 HE14 COSI 4 P


Also in the Series | **AMPMODU HE 13/HE 14**




Connector Contacts(4)




Insertion & Extraction Tools(1)



PCB Headers & Receptacles(66)




Rectangular Connector Housings(16)



Standard Rectangular Connectors(55)



Wire-to-Board Connector Assemblies & Housings(3)



Wire-to-Board Headers & Receptacles (66)

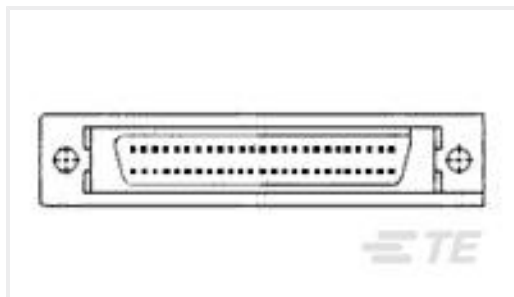
Customers Also Bought




TE Part #826631-8
AMPMODU II PIN HEADER



TE Part #2129260-1
REC ASSY 0.6mm CHAMP DOCKING C



TE Part #2-5174339-5
AMPLIMITE CAP HEADER



TE Part #CAT-AM74-UN384H
AMP-LATCH UNIVERSAL HEADERS




TE Part #2138853-1
WIRE EXIT COVER, AMPSEAL 16 HL



TE Part #5-146252-8
16 MODII HDR DRST B/A .100 LF



TE Part #CAT-AM74-H3401F
HE13/HE14 Crimp Housings



TE Part #YACT00WB-D-EL00N00
S RELIEF STR

Documents

Product Drawings

[HEADER HE13 STRAIGHT 4 P](#)

English

CAD Files

[Customer View Model](#)

[ENG_CVM_CVM_281696-4_G.2d_dxf.zip](#)

English

[3D PDF](#)



3D

Customer View Model

[ENG_CVM_CVM_281696-4_G.3d_igs.zip](#)

English

Customer View Model

[ENG_CVM_CVM_281696-4_G.3d_stp.zip](#)

English

By downloading the CAD file I accept and agree to the [Terms and Conditions](#) of use.

Product Specifications

[Product Specification](#)

French