

281695-4 ✓ ACTIVE

AMPMODU | AMPMODU HE 13/HE 14


TE Internal #: 281695-4

PCB Mount Header, Vertical, Wire-to-Board, 4 Position, 2.54 mm [.1 in] Centerline, Partially Shrouded, Tin (Sn), AMPMODU HE 13/HE 14

[View on TE.com >](#)



Connectors > PCB Connectors > PCB Headers & Receptacles > HE13/HE14 TH Headers, SRST



PCB Connector Type: **PCB Mount Header**

PCB Mount Orientation: **Vertical**

Connector System: **Wire-to-Board**

Number of Positions: **4**

Number of Rows: **1**

[All HE13/HE14 TH Headers, SRST \(18\)](#)

## Features

### Product Type Features

Connector Shape	Rectangular
PCB Connector Type	PCB Mount Header
Connector System	Wire-to-Board
Header Type	Partially Shrouded
Sealable	No
Connector & Contact Terminates To	Printed Circuit Board
Connector Product Type	Connector Assembly

### Configuration Features

Connector Contact Load Condition	Fully Loaded
PCB Mount Orientation	Vertical
Number of Positions	4
Number of Rows	1

### Electrical Characteristics



Insulation Resistance	1000 MΩ
-----------------------	---------

Dielectric Withstanding Voltage (Max)	500 V
---------------------------------------	-------

### Body Features

Primary Product Color	Blue
-----------------------	------

### Contact Features

Contact Underplating Material	Nickel
-------------------------------	--------

Contact Underplating Material Thickness	1.4 μm[55.11 μin]
---	-------------------

Contact Mating Area Plating Material Thickness	.8 μm[31 μin]
--	---------------

Mating Square Post Dimension	.64 mm[.025 in]
------------------------------	-----------------

PCB Contact Termination Area Plating Material Thickness	3.25 μm[127.95 μin]
---	---------------------

Contact Shape & Form	Square
----------------------	--------

Contact Layout	Inline
----------------	--------

Contact Mating Area Length	7 mm[.275 in]
----------------------------	---------------

Contact Base Material	Phosphor Bronze
-----------------------	-----------------

PCB Contact Termination Area Plating Material	Tin
---	-----

Contact Mating Area Plating Material Finish	Matte
---	-------

Contact Mating Area Plating Material	Tin (Sn)
--------------------------------------	----------

Contact Type	Pin
--------------	-----

Contact Current Rating (Max)	3 A
------------------------------	-----

### Termination Features

Termination Post & Tail Length	2.9 mm[.114 in]
--------------------------------	-----------------

Square Termination Post & Tail Dimension	.63 mm[.025 in]
--	-----------------

Termination Method to PCB	Through Hole - Solder
---------------------------	-----------------------

### Mechanical Attachment

Panel Mount Feature	Without
---------------------	---------

Mating Retention	With
------------------	------

Mating Alignment Type	Polarization
-----------------------	--------------

PCB Mount Retention	Without
---------------------	---------

PCB Mount Alignment	Without
---------------------	---------

Connector Mounting Type	Board Mount
-------------------------	-------------

Mating Alignment	With
------------------	------

### Housing Features

--	--



Housing Material	High Temperature Thermoplastic
------------------	--------------------------------

Centerline (Pitch)	2.54 mm [.1 in]
--------------------	-----------------

### Dimensions

Connector Height	11.4 mm [.449 in]
------------------	-------------------

Connector Length	10.16 mm [.4 in]
------------------	------------------

### Usage Conditions

Operating Temperature Range	-40 – 100 °C [-40 – 212 °F]
-----------------------------	-----------------------------

### Operation/Application

Circuit Application	Signal
---------------------	--------

### Industry Standards

Compatible With Approved Standards Products	CSA LR7189, UL E28476
---	-----------------------

UL Flammability Rating	UL 94V-0
------------------------	----------

### Packaging Features

Packaging Quantity	2000
--------------------	------

Packaging Method	Bag
------------------	-----

### Product Compliance

[For compliance documentation, visit the product page on TE.com>](#)

EU RoHS Directive 2011/65/EU	Compliant
------------------------------	-----------

EU ELV Directive 2000/53/EC	Compliant
-----------------------------	-----------

China RoHS 2 Directive MIIT Order No 32, 2016	No Restricted Materials Above Threshold
---	---

EU REACH Regulation (EC) No. 1907/2006	Current ECHA Candidate List: JAN 2025 (247) Candidate List Declared Against: JAN 2025 (247) Does not contain REACH SVHC
--	---

Halogen Content	Not Low Halogen - contains Br or Cl > 900 ppm.
-----------------	--

Solder Process Capability	Wave solder capable to 265°C
---------------------------	------------------------------

#### Product Compliance Disclaimer

This information is provided based on reasonable inquiry of our suppliers and represents our current actual knowledge based on the information they provided. This information is subject to change. The part numbers that TE has identified as EU RoHS compliant have a maximum concentration of 0.1% by weight in homogenous materials for lead, hexavalent chromium, mercury, PBB, PBDE, DBP, BBP, DEHP, DIBP, and 0.01% for cadmium, or qualify for an exemption to these limits as defined in the Annexes of Directive 2011/65/EU (RoHS2). Finished electrical and electronic equipment products will be CE marked as required by Directive 2011/65/EU. Components may not be CE marked. Additionally, the part numbers that TE has identified as EU ELV compliant have a maximum concentration of 0.1% by weight in homogenous

materials for lead, hexavalent chromium, and mercury, and 0.01% for cadmium, or qualify for an exemption to these limits as defined in the Annexes of Directive 2000/53/EC (ELV). Regarding the REACH Regulation, the information TE provides on SVHC in articles for this part number is based on the latest European Chemicals Agency (ECHA) 'Guidance on requirements for substances in articles' posted at this URL: <https://echa.europa.eu/guidance-documents/guidance-on-reach>

## Compatible Parts




TE Part # CAT-AM74-H3401I  
HE13/HE14 IDC Receptacle, SRST, AWG24-2



TE Part # 281838-4  
HOUSING HE13 HE14 COSI 4 P




TE Part # CAT-AM74-H3401G  
HE13/HE14 IDC Receptacle, SRRA, AWG24




TE Part # 144271-4  
PLUG HE14 IDC 90 4 P AWG 26

## Also in the Series | AMPMODU HE 13/HE 14




Connector Contacts(4)




Insertion & Extraction Tools(1)




PCB Headers & Receptacles(66)




Rectangular Connector Housings(16)



Standard Rectangular Connectors(55)



Wire-to-Board Connector Assemblies & Housings(3)

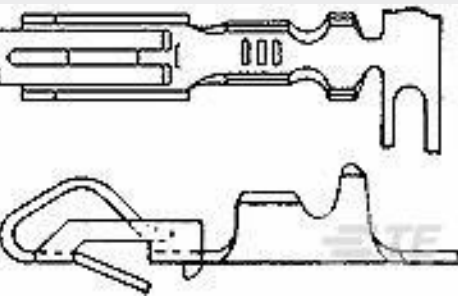


Wire-to-Board Headers & Receptacles (66)


## Customers Also Bought




TE Part #CAT-AM74-H3401A  
HE13/HE14 TH Headers, SRRA



TE Part #350011-2  
BIF-LEAF CONT AUPHBZ LP 24-18



TE Part #8-215460-8  
MICRO-MATCH FSID P



TE Part #281695-8  
HEADER HE14 STRAIGHT 8 P



## Documents

### Product Drawings

#### HEADER HE14 STRAIGHT 4 P

English

### CAD Files

#### Customer View Model

[ENG\\_CVM\\_CVM\\_281695-4\\_G.2d\\_dxf.zip](#)

English

#### 3D PDF

3D

#### Customer View Model

[ENG\\_CVM\\_CVM\\_281695-4\\_G.3d\\_igs.zip](#)

English

#### Customer View Model

[ENG\\_CVM\\_CVM\\_281695-4\\_G.3d\\_stp.zip](#)

English

By downloading the CAD file I accept and agree to the [Terms and Conditions](#) of use.

### Product Specifications

#### Product Specification

French