

280379-2 ✓ ACTIVE

AMPMODU | AMPMODU Headers

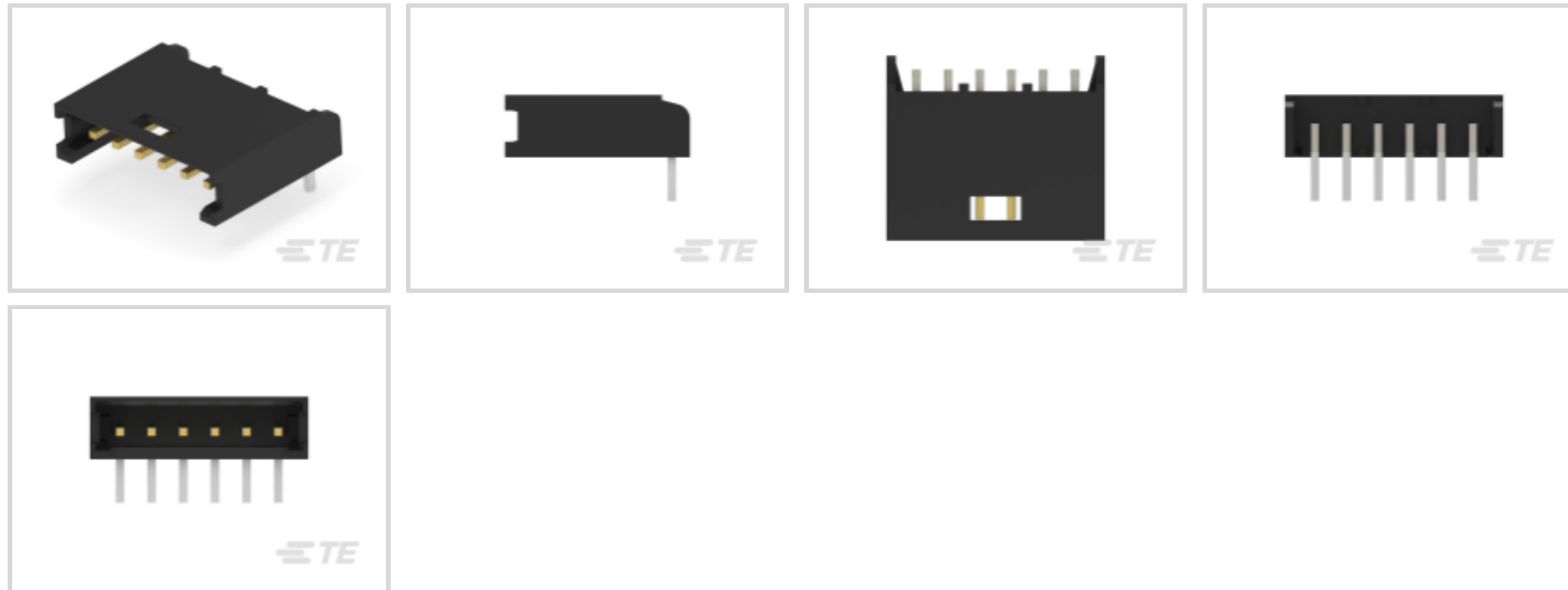
TE Internal #: 280379-2

PCB Mount Header, Right Angle, Board-to-Board / Wire-to-Board,
6 Position, 2.54 mm [.1 in] Centerline, Partially Shrouded,
AMPMODU Headers

[View on TE.com >](#)



Connectors > PCB Connectors > PCB Headers & Receptacles



PCB Connector Type: **PCB Mount Header**

PCB Mount Orientation: **Right Angle**

Connector System: **Board-to-Board, Wire-to-Board**

Number of Positions: **6**

Number of Rows: **1**

Features

Product Type Features

Connector Shape	Rectangular
PCB Connector Type	PCB Mount Header
Connector System	Board-to-Board, Wire-to-Board
Header Type	Partially Shrouded
Sealable	No
Connector & Contact Terminates To	Printed Circuit Board
Connector Product Type	Connector Assembly

Configuration Features

Connector Contact Load Condition	Fully Loaded
PCB Mount Orientation	Right Angle
Number of Positions	6
Number of Rows	1

Electrical Characteristics

Operating Voltage	40 VDC
-------------------	--------



Dielectric Withstanding Voltage (Max)	750 V
---------------------------------------	-------

Body Features

Connector Profile	Standard
Primary Product Color	Black

Contact Features

Contact Underplating Material	Nickel
Contact Underplating Material Thickness	1.27 µm[50 µin]
Contact Mating Area Plating Material Thickness	.381 µm[15 µin]
Mating Square Post Dimension	.63 mm[.025 in]
PCB Contact Termination Area Plating Material Thickness	2.5 µm[98.42 µin]
Contact Shape & Form	Square
Contact Layout	Inline
Contact Mating Area Length	6.6 mm[.259 in]
Contact Base Material	Brass
PCB Contact Termination Area Plating Material	Tin
Contact Mating Area Plating Material Finish	Bright
Contact Mating Area Plating Material	Gold Flash over Palladium Nickel
Contact Type	Pin
Contact Current Rating (Max)	3 A

Termination Features

Termination Post & Tail Length	3.5 mm[.138 in]
Termination Method to PCB	Through Hole - Solder

Mechanical Attachment

Panel Mount Feature	Without
Mating Retention	With
Mating Alignment Type	Polarization
PCB Mount Retention	Without
PCB Mount Alignment	With
Connector Mounting Type	Board Mount
Mating Alignment	With

Housing Features

Housing Material	Flame Retardant Thermoplastic
------------------	-------------------------------



Centerline (Pitch)	2.54 mm[.1 in]
--------------------	----------------

Dimensions

Connector Width	5 mm[.2 in]
Connector Height	14.9 mm[.59 in]
Connector Length	27.69 mm[1.1 in]

Usage Conditions

Housing Temperature Rating	Standard
Operating Temperature Range	-65 – 105 °C[-40 – 176 °F]

Operation/Application

Circuit Application	Signal
---------------------	--------

Industry Standards

Industry Standard	IEC
UL Flammability Rating	UL 94V-0

Packaging Features

Packaging Quantity	1000
Packaging Method	Box

Product Compliance

[For compliance documentation, visit the product page on TE.com>](#)

EU RoHS Directive 2011/65/EU	Compliant
EU ELV Directive 2000/53/EC	Compliant
China RoHS 2 Directive MIIT Order No 32, 2016	No Restricted Materials Above Threshold
EU REACH Regulation (EC) No. 1907/2006	Current ECHA Candidate List: JAN 2025 (247) Candidate List Declared Against: JAN 2025 (247) Does not contain REACH SVHC
Halogen Content	Not Low Halogen - contains Br or Cl > 900 ppm.
Solder Process Capability	Wave solder capable to 265°C

Product Compliance Disclaimer

This information is provided based on reasonable inquiry of our suppliers and represents our current actual knowledge based on the information they provided. This information is subject to change. The part numbers that TE has identified as EU RoHS compliant have a maximum concentration of 0.1% by weight in homogenous materials for lead, hexavalent chromium, mercury, PBB, PBDE, DBP, BBP, DEHP, DIBP, and 0.01% for cadmium, or qualify for an exemption to these limits as defined in the Annexes of Directive 2011/65/EU (RoHS2). Finished electrical and electronic equipment products

will be CE marked as required by Directive 2011/65/EU. Components may not be CE marked. Additionally, the part numbers that TE has identified as EU ELV compliant have a maximum concentration of 0.1% by weight in homogenous materials for lead, hexavalent chromium, and mercury, and 0.01% for cadmium, or qualify for an exemption to these limits as defined in the Annexes of Directive 2000/53/EC (ELV). Regarding the REACH Regulation, the information TE provides on SVHC in articles for this part number is based on the latest European Chemicals Agency (ECHA) 'Guidance on requirements for substances in articles' posted at this URL: <https://echa.europa.eu/guidance-documents/guidance-on-reach>


Compatible Parts



Also in the Series | AMPMODU Headers



Automotive Headers(1)




Board-to-Board Headers & Receptacles(1576)



Connector Contacts(47)




Connector Hardware(1)




PCB Headers & Receptacles(1621)



Rectangular Power Connectors(43)

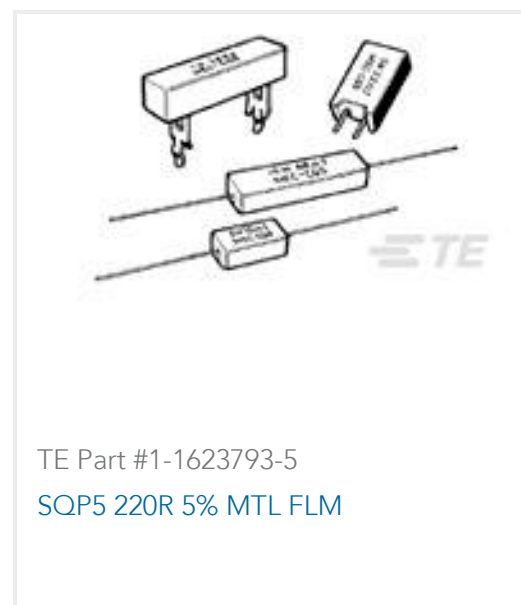





Wire-to-Board Connector Assemblies & Housings(5)



Wire-to-Board Headers & Receptacles (114)

Customers Also Bought





Documents

Product Drawings

[6P MODU II SHRD HDR, RT ANG, 0.38AU](#)

English

CAD Files

[3D PDF](#)

3D

Customer View Model

[ENG_CVM_CVM_280379-2_S_c-280379-2-s.2d_dxf.zip](#)

English

Customer View Model

[ENG_CVM_CVM_280379-2_S_c-280379-2-s.3d_igs.zip](#)

English

Customer View Model

[ENG_CVM_CVM_280379-2_S_c-280379-2-s.3d_stp.zip](#)

English

By downloading the CAD file I accept and agree to the [Terms and Conditions](#) of use.

Datasheets & Catalog Pages

[1773393_ AMPMODU EUROPEAN STANDARD PRODUCTS](#)

English