

2454917-3 ✓ ACTIVE

AMPLIMITE | AMPLIMITE D-Sub Connector

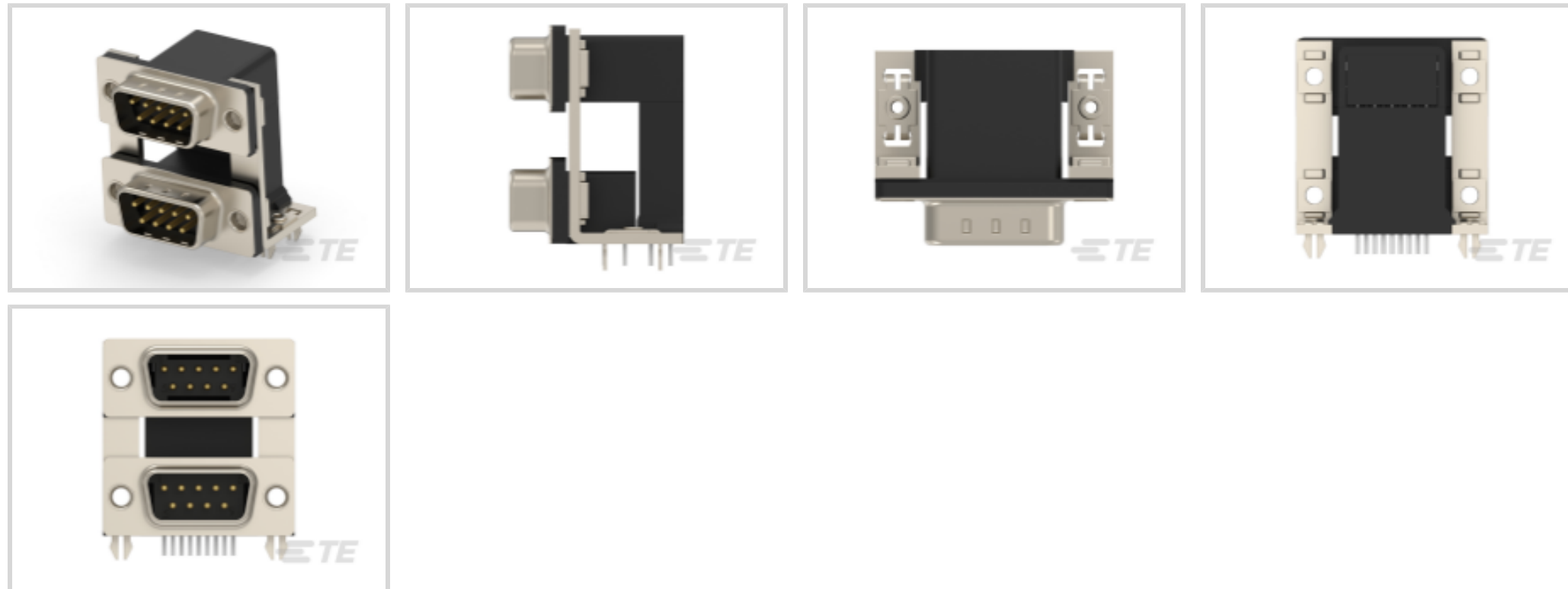
TE Internal #: 2454917-3

9 Position D-Shaped Connector, Receptacle, Board-to-Board,
Board Mount, 03 Shell Size, 19.05 mm [.75 in] Centerline,
AMPLIMITE D-Sub Connector

[View on TE.com >](#)



Connectors > D-Shaped Connectors



Number of Positions: 9

Connector & Housing Type: Receptacle

Connector System: Board-to-Board

Connector Mounting Type: Board Mount

Connector Shell Size: 03

Features

Product Type Features

Shell Material Configuration	Front Metal Shell
Connector & Housing Type	Receptacle
Connector System	Board-to-Board
Connector Shell Size	03
Connector & Contact Terminates To	Printed Circuit Board

Configuration Features

PCB Mount Orientation	Vertical
Number of Rows	2
Number of Positions	9

Body Features

Connector Profile	Standard
Insert Material	PBT

Contact Features

Contact Shape & Form	Round
----------------------	-------



Contact Current Rating (Max)	3 A
------------------------------	-----

Contact Options	Installed
-----------------	-----------

Mechanical Attachment

Mating Retention	With
------------------	------

PCB Mount Retention Type	Mounting Hole
--------------------------	---------------

Mating Retention Type	Female Screwlocks, Fixed
-----------------------	--------------------------

PCB Mount Retention	With
---------------------	------

Connector Mounting Type	Board Mount
-------------------------	-------------

Housing Features

Centerline (Pitch)	19.05 mm [.75 in]
--------------------	-------------------

Dimensions

Row-to-Row Spacing	2.84 mm [.112 in]
--------------------	-------------------

Usage Conditions

Operating Temperature Range	-55 – 105 °C [-67 – 221 °F]
-----------------------------	-----------------------------

Operation/Application

Shielded	No
----------	----

Circuit Application	Signal
---------------------	--------

Industry Standards

UL Flammability Rating	UL 94V-0
------------------------	----------

Product Compliance

[For compliance documentation, visit the product page on TE.com>](#)

EU RoHS Directive 2011/65/EU	Compliant with Exemptions
------------------------------	---------------------------

EU ELV Directive 2000/53/EC	Not Yet Reviewed
-----------------------------	------------------

China RoHS 2 Directive MIIT Order No 32, 2016	Restricted Materials Above Threshold
---	--------------------------------------

EU REACH Regulation (EC) No. 1907/2006	<p>Current ECHA Candidate List: JAN 2025 (247)</p> <p>Candidate List Declared Against: JAN 2025 (247)</p> <p>SVHC > Threshold:</p> <p>Pb (.4% in Component Part)</p>
--	---

Article Safe Usage Statements:
Do not eat, drink or smoke when using this product. Wash thoroughly after handling. Recycle if possible and dispose of the article by following all applicable governmental regulations relevant to your geographic location.

Halogen Content	Not Low Halogen - contains Br or Cl > 900 ppm.
-----------------	--



Solder Process Capability

Not reviewed for solder process capability


Product Compliance Disclaimer

This information is provided based on reasonable inquiry of our suppliers and represents our current actual knowledge based on the information they provided. This information is subject to change. The part numbers that TE has identified as EU RoHS compliant have a maximum concentration of 0.1% by weight in homogenous materials for lead, hexavalent chromium, mercury, PBB, PBDE, DBP, BBP, DEHP, DIBP, and 0.01% for cadmium, or qualify for an exemption to these limits as defined in the Annexes of Directive 2011/65/EU (RoHS2). Finished electrical and electronic equipment products will be CE marked as required by Directive 2011/65/EU. Components may not be CE marked. Additionally, the part numbers that TE has identified as EU ELV compliant have a maximum concentration of 0.1% by weight in homogenous materials for lead, hexavalent chromium, and mercury, and 0.01% for cadmium, or qualify for an exemption to these limits as defined in the Annexes of Directive 2000/53/EC (ELV). Regarding the REACH Regulations, TE's information on SVHC in articles for this part number is still based on the European Chemical Agency (ECHA) 'Guidance on requirements for substances in articles' (Version: 2, April 2011), applying the 0.1% weight on weight concentration threshold at the finished product level. TE is aware of the European Court of Justice ruling of September 10th, 2015 also known as O5A (Once An Article Always An Article) stating that, in case of 'complex object', the threshold for a SVHC must be applied to both the product as a whole and simultaneously to each of the articles forming part of its composition. TE has evaluated this ruling based on the new ECHA "Guidance on requirements for substances in articles" (June 2017, version 4.0) and will be updating its statements accordingly.

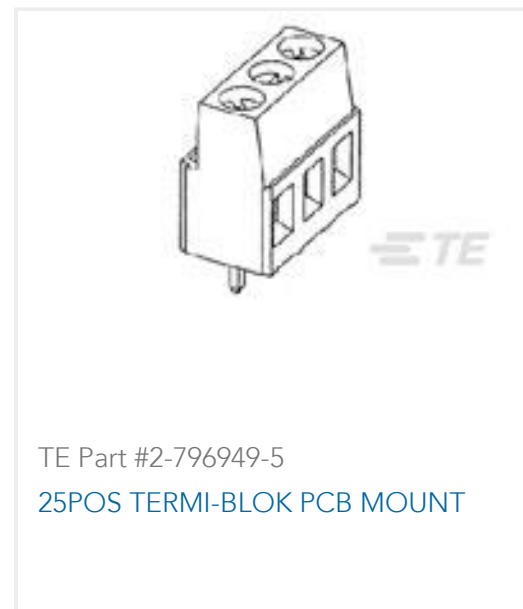
Compatible Parts



Also in the Series | [AMPLIMITE D-Sub Connector](#)



Customers Also Bought



Documents

Product Drawings

[D-SUB ,9 POS PLUG OVER 9 POS PLUG](#)

English

CAD Files

[3D PDF](#)

3D

Customer View Model

[ENG_CVM_CVM_2454917-3_1.3d_igs.zip](#)

English

Customer View Model

[ENG_CVM_CVM_2454917-3_1.3d_stp.zip](#)

English

Customer View Model

[ENG_CVM_CVM_2454917-3_1.2d_dxf.zip](#)

English

By downloading the CAD file I accept and agree to the [Terms and Conditions](#) of use.

Datasheets & Catalog Pages

2454917-3

9 Position D-Shaped Connector, Receptacle, Board-to-Board, Board Mount, 03 Shell Size, 19.05 mm [.75 in] Centerline, AMPLIMITE D-Sub Connector



AMPLIMITE D-SUBMINIATURE STACKED PCB CONNECTOR

English