

215464-6 ✓ ACTIVE

Micro-MaTch | Micro-MaTch Industrial

TE Internal #: 215464-6

Board-to-Board, 6 Position, 1.27 mm [.05 in] Centerline, Vertical,
Through Hole - Solder, 2 Row, Plug, Micro-MaTch Industrial,
Ribbon Cable Connectors

[View on TE.com >](#)



Connectors > PCB Connectors > Wire-to-Board Connectors > FFC, FPC & Ribbon Connectors > Ribbon Cable Connectors >

Male-on-Board Connector, Micro-MaTch



Connector System: **Board-to-Board**

Number of Positions: **6**

Centerline (Pitch): **1.27 mm [.05 in]**

PCB Mount Retention: **With**

PCB Mount Retention Type: **Kinked Solder Tails**

[All Male-on-Board Connector, Micro-MaTch \(36\)](#)

Features

Product Type Features

Connector Product Type	Connector Assembly
Ribbon Cable Connector Header Type	Shrouded
Connector System	Board-to-Board
Connector & Housing Type	Plug
Connector & Contact Terminates To	Printed Circuit Board

Configuration Features

Number of Positions	6
PCB Mount Orientation	Vertical
Number of Rows	2

Electrical Characteristics

Operating Voltage	100 VDC
Insulation Resistance	1000 MΩ

Body Features

Daisy Chain	Without
Primary Product Color	Red
Connector Profile	Standard



Contact Features

Contact Underplating Material	Nickel
PCB Contact Termination Area Plating Material Finish	Matte
Contact Mating Area Plating Material Thickness	3 – 5 μm [118.11 – 196.85 μin]
Mating Tab Width	.7 mm[.028 in]
PCB Contact Termination Area Plating Material Thickness	3 – 5 μm [118.11 – 196.85 μin]
Contact Mating Area Plating Material	Tin (Sn)
Contact Base Material	Copper Alloy
Mating Tab Thickness	.4 mm[.016 in]
PCB Contact Termination Area Plating Material	Tin
Contact Type	Pin
Contact Current Rating (Max)	1 A

Termination Features

Rectangular Termination Post & Tail Width	.4 mm[.015 in]
Rectangular Termination Post & Tail Thickness	.5 mm[.02 in]
Termination Post & Tail Length	3.1 mm[.122 in]
Termination Method to PCB	Through Hole - Solder

Mechanical Attachment

Contact Retention Type Within Housing	Press-Fit
Mating Alignment	With
PCB Mount Alignment	Without
PCB Mount Retention	With
PCB Mount Retention Type	Kinked Solder Tails
Mating Alignment Type	Polarization
Mating Retention	With
Mating Retention Type	Contact Friction
Connector Mounting Type	Board Mount

Housing Features

Mating Entry Location	Top
Housing Material	PBT GF
Centerline (Pitch)	1.27 mm[.05 in]

Dimensions

--	--



PCB Thickness (Recommended)	1.6 mm[.062 in]
Connector Height	6.9 mm[.27 in]
Connector Length	6.35 mm[.25 in]
Row-to-Row Spacing	2 mm[.059 in]

Usage Conditions

Operating Temperature Range	-40 – 105 °C[-40 – 221 °F]
-----------------------------	----------------------------

Operation/Application

Solder Process Feature	Board Standoff
Circuit Application	Signal

Industry Standards

Compatible With Agency/Standards Products	UL
UL Rating	Recognized
UL Flammability Rating	UL 94V-0
Compatible With Approved Standards Products	UL E28476

Packaging Features

Packaging Quantity	2500
Packaging Method	Reel

Product Compliance

[For compliance documentation, visit the product page on TE.com>](#)

EU RoHS Directive 2011/65/EU	Compliant
EU ELV Directive 2000/53/EC	Compliant
China RoHS 2 Directive MIIT Order No 32, 2016	No Restricted Materials Above Threshold
EU REACH Regulation (EC) No. 1907/2006	Current ECHA Candidate List: JAN 2025 (247) Candidate List Declared Against: JAN 2025 (247) Does not contain REACH SVHC
Halogen Content	Not Low Halogen - contains Br or Cl > 900 ppm.
Solder Process Capability	Wave solder capable to 265°C

Product Compliance Disclaimer

This information is provided based on reasonable inquiry of our suppliers and represents our current actual knowledge based on the information they provided. This information is subject to change. The part numbers that TE has identified as EU RoHS compliant have a maximum concentration of 0.1% by weight in homogenous materials for lead, hexavalent

chromium, mercury, PBB, PBDE, DBP, BBP, DEHP, DIBP, and 0.01% for cadmium, or qualify for an exemption to these limits as defined in the Annexes of Directive 2011/65/EU (RoHS2). Finished electrical and electronic equipment products will be CE marked as required by Directive 2011/65/EU. Components may not be CE marked. Additionally, the part numbers that TE has identified as EU ELV compliant have a maximum concentration of 0.1% by weight in homogenous materials for lead, hexavalent chromium, and mercury, and 0.01% for cadmium, or qualify for an exemption to these limits as defined in the Annexes of Directive 2000/53/EC (ELV). Regarding the REACH Regulation, the information TE provides on SVHC in articles for this part number is based on the latest European Chemicals Agency (ECHA) 'Guidance on requirements for substances in articles' posted at this URL: <https://echa.europa.eu/guidance-documents/guidance-on-reach>

Compatible Parts



TE Part # 7-188431-6
MM 6p FIB SMD connector




TE Part # 7-215460-6
MICRO-MATCH FSID P




TE Part # CAT-M5833-F3492A
Female-on-Board Connector, Top Entry



TE Part # 338070-6
MICRO-MATCH FEM.SE



TE Part # 100400-6
MICRO-MATCH FSID NP



TE Part # 7-100400-6
MICRO-MATCH FSID NP




TE Part # 215460-6
MICRO-MATCH FEM.SE


Also in the Series | Micro-MaTch Industrial



Board-In Connectors(20)




Connector Contacts(4)



Insertion & Extraction Tools(1)



Pluggable I/O Cable Assemblies(52)



Ribbon Cable Connectors(183)

Customers Also Bought



TE Part #6-1622825-7
RL73K 2B R15 5% 5K RL



TE Part #CAT-C339-R529C
Thick Film Resistor: Current Sense



TE Part #4-2176327-3
CRGP 0805 33K 1%



TE Part #CAT-M5833-M2934
Male-on-Board Connector, Micro-MaTch



TE Part #3-316080-5
DYNAMIC D-3200 HDR ASSY 10P H



TE Part #5-1676480-5
CRG0402 1% 390K



TE Part #2-2176350-8
CRGCQ 2512 33K 5%



TE Part #6-1879417-3
CPF0603 536K 0.1% 25PPM 1K RL

Documents

Product Drawings

06P.MICRO-MATCH MOB

English

CAD Files

3D PDF

3D

Customer View Model

[ENG_CVM_CVM_215464-6_C.2d_dxf.zip](#)

English

Customer View Model

[ENG_CVM_CVM_215464-6_C.3d_igs.zip](#)

English

Customer View Model

[ENG_CVM_CVM_215464-6_C.3d_stp.zip](#)

English

By downloading the CAD file I accept and agree to the [Terms and Conditions](#) of use.

Datasheets & Catalog Pages

Micro-MaTch Catalog

English

Ribbon Cable Interconnect Solutions

English

Centerline Micro-Match Connector Series

English



Product Specifications

[Product Specification](#)

English

Agency Approvals

[UL Report](#)

English