

2-1445055-2 ✓ ACTIVE

MATE-N-LOK | Micro MATE-N-LOK

TE Internal #: 2-1445055-2

PCB Mount Header, Right Angle, Wire-to-Board, 2 Position, 3 mm [.118 in] Centerline, Fully Shrouded, Tin (Sn), Through Hole - Solder, Micro MATE-N-LOK

[View on TE.com >](#)



Connectors > PCB Connectors > PCB Headers & Receptacles



PCB Connector Type: **PCB Mount Header**

PCB Mount Orientation: **Right Angle**

Connector System: **Wire-to-Board**

Number of Positions: **2**

Number of Rows: **1**

## Features

### Product Type Features

Mixed & Hybrid Header	No
Connector Shape	Rectangular
PCB Connector Type	PCB Mount Header
Connector System	Wire-to-Board
Header Type	Fully Shrouded
Sealable	No
Connector & Contact Terminates To	Printed Circuit Board
Connector Product Type	Connector Assembly

### Configuration Features

Number of Columns	2
Number of Loaded Positions	2
Number of Power Positions	2
Connector Contact Load Condition	Fully Loaded
PCB Mount Orientation	Right Angle



Number of Positions	2
---------------------	---

Number of Rows	1
----------------	---

### Electrical Characteristics

Operating Voltage	250 VDC
-------------------	---------

### Body Features

Primary Product Color	Black
-----------------------	-------

### Contact Features

Contact Underplating Material	Nickel
-------------------------------	--------

Contact Underplating Material Thickness	1.27 – 2.54 $\mu\text{m}$ [50 – 100 $\mu\text{in}$ ]
---	--

PCB Contact Termination Area Plating Material Finish	Matte
--	-------

Contact Size	.64mm
--------------	-------

Contact Mating Area Plating Material Thickness	2.54 – 7.62 $\mu\text{m}$ [100 – 300 $\mu\text{in}$ ]
--	---

Mating Square Post Dimension	.64 mm[.025 in]
------------------------------	-----------------

PCB Contact Termination Area Plating Material Thickness	2.54 – 7.62 $\mu\text{m}$ [100 – 300 $\mu\text{in}$ ]
---	---

Contact Shape & Form	Square
----------------------	--------

Contact Layout	Inline
----------------	--------

Contact Mating Area Length	4.15 mm[.163 in]
----------------------------	------------------

Contact Base Material	Brass
-----------------------	-------

PCB Contact Termination Area Plating Material	Tin
---	-----

Contact Mating Area Plating Material Finish	Matte
---	-------

Contact Mating Area Plating Material	Tin (Sn)
--------------------------------------	----------

Contact Type	Tab
--------------	-----

Contact Current Rating (Max)	5 A
------------------------------	-----

### Termination Features

Termination Post & Tail Length	3.05 mm[.12 in]
--------------------------------	-----------------

Square Termination Post & Tail Dimension	.64 mm[.025 in]
--	-----------------

Termination Method to PCB	Through Hole - Solder
---------------------------	-----------------------

### Mechanical Attachment

Panel Mount Feature	Without
---------------------	---------

Mating Retention Type	Locking Tab
-----------------------	-------------

Mating Retention	With
------------------	------

Mating Alignment Type	Polarization
-----------------------	--------------



PCB Mount Retention Type	Boardlock
PCB Mount Retention	With
PCB Mount Alignment	Without
Connector Mounting Type	Board Mount
Mating Alignment	With

### Housing Features

Mating Entry Location	Side
Housing Material	High Temperature Nylon
Centerline (Pitch)	3 mm [.118 in]

### Dimensions

Connector Width	8.92 mm [.351 in]
PCB Thickness (Recommended)	1.57 mm [.062 in]
Connector Height	3.86 mm [.152 in]
Connector Length	10.14 mm [.399 in]

### Usage Conditions

Operating Temperature (Max)	105 °C [221 °F]
Operating Temperature Range	-40 – 105 °C [-40 – 221 °F]

### Operation/Application

Circuit Application	Power
---------------------	-------

### Industry Standards

Compatible With Agency/Standards Products	CNR, USR
UL Rating	Recognized
Compatible With Approved Standards Products	UL E28476
Glow Wire Rating	GWT 750°C (Without Flame)
UL Flammability Rating	UL 94V-0

### Packaging Features

Packaging Quantity	350
Packaging Method	Tray

### Product Compliance

For compliance documentation, visit the product page on [TE.com](https://www.te.com)>

EU RoHS Directive 2011/65/EU	Compliant
------------------------------	-----------



EU ELV Directive 2000/53/EC

Compliant

China RoHS 2 Directive MIIT Order No 32, 2016

No Restricted Materials Above Threshold

EU REACH Regulation (EC) No. 1907/2006

Current ECHA Candidate List: JAN 2025  
(247)

Candidate List Declared Against: JAN 2025  
(247)

Does not contain REACH SVHC

Halogen Content

Low Halogen - Br, Cl, F, I < 900 ppm per  
homogenous material. Also BFR/CFR/PVC  
Free

Solder Process Capability

Reflow solder capable to 260°C

Product Compliance Disclaimer

This information is provided based on reasonable inquiry of our suppliers and represents our current actual knowledge based on the information they provided. This information is subject to change. The part numbers that TE has identified as EU RoHS compliant have a maximum concentration of 0.1% by weight in homogenous materials for lead, hexavalent chromium, mercury, PBB, PBDE, DBP, BBP, DEHP, DIBP, and 0.01% for cadmium, or qualify for an exemption to these limits as defined in the Annexes of Directive 2011/65/EU (RoHS2). Finished electrical and electronic equipment products will be CE marked as required by Directive 2011/65/EU. Components may not be CE marked. Additionally, the part numbers that TE has identified as EU ELV compliant have a maximum concentration of 0.1% by weight in homogenous materials for lead, hexavalent chromium, and mercury, and 0.01% for cadmium, or qualify for an exemption to these limits as defined in the Annexes of Directive 2000/53/EC (ELV). Regarding the REACH Regulation, the information TE provides on SVHC in articles for this part number is based on the latest European Chemicals Agency (ECHA) 'Guidance on requirements for substances in articles' posted at this URL: <https://echa.europa.eu/guidance-documents/guidance-on-reach>


## Compatible Parts



## Also in the Series | Micro MATE-N-LOK




Connector Contacts(27)



PCB Headers & Receptacles(371)




Power Contacts(27)




Rectangular Connector Housings(98)



Rectangular Power Connectors(469)



Standard Rectangular Connectors(98)



Wire-to-Board Headers & Receptacles  
(371)

## Customers Also Bought



TE Part #1-1879417-8  
CPF 0603 910K 0.1% 25PPM 1K RL



TE Part #5-1879011-9  
SMF2 56K 5%



TE Part #2-1734248-0  
1.0 FPC, ZIF V/T, SMT, 20P




TE Part #2-1445055-5  
MICRO MNL HDR ASSY S/ROW LF



TE Part #2-1445055-6  
MICRO MNL HDR ASSY S/ROW LF



TE Part #6-1462037-7  
IM46GR=IM RELAY 100mW 12V BIS



TE Part #6-2176581-3  
RLC73PD 2B R249 1% 5K RL



TE Part #3-794618-2  
02P MICRO MNL ASSY R/A HDR LF



TE Part #5-826634-0  
MOD2 PIN HEADER 50P



TE Part #2108921-1  
FPC Ant, MHF, 50mm, 617-7125MHz

## Documents



**Product Drawings**

[MICRO MNL HDR ASSY S/ROW LF](#)

English

---

**CAD Files**

Customer View Model

[ENG\\_CVM\\_CVM\\_2-1445055-2\\_B.2d\\_dxf.zip](#)

English

**3D PDF**

3D

Customer View Model

[ENG\\_CVM\\_CVM\\_2-1445055-2\\_B.3d\\_igs.zip](#)

English

Customer View Model

[ENG\\_CVM\\_CVM\\_2-1445055-2\\_B.3d\\_stp.zip](#)

English

By downloading the CAD file I accept and agree to the [Terms and Conditions](#) of use.

---

**Datasheets & Catalog Pages**

[SOFT\\_SHELL\\_PIN\\_AND\\_SOCKET\\_CONNECTORS\\_CATALOG](#)

English

[MICRO MATE-N-LOK CONNECTOR SYSTEM](#)

English

---

**Product Specifications**

[Application Specification](#)

English

---

**Agency Approvals**

[UL Report](#)

English