

TE Internal #: 1734598-4

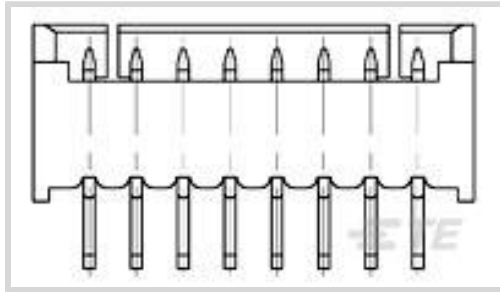
TE Internal Description: 1.25 WTB HDR DIP, 4 POS

AMP HPI 1.25 mm Headers

[View on TE.com >](#)



Connectors > PCB Connectors > PCB Headers & Receptacles > AMP HPI 1.25 mm Headers



PCB Connector Type: **PCB Mount Header**

PCB Mount Orientation: **Vertical**

Connector System: **Wire-to-Board**

Number of Positions: **4**

Number of Rows: **1**

[All AMP HPI 1.25 mm Headers \(0\)](#)

Features

Product Type Features

| | |
|-----------------------------------|-----------------------|
| PCB Connector Type | PCB Mount Header |
| Connector System | Wire-to-Board |
| Header Type | Fully Shrouded |
| Sealable | No |
| Connector & Contact Terminates To | Printed Circuit Board |

Configuration Features

| | |
|----------------------------------|--------------|
| Connector Contact Load Condition | Fully Loaded |
| PCB Mount Orientation | Vertical |
| Number of Positions | 4 |
| Number of Rows | 1 |

Electrical Characteristics

| | |
|-------------------|---------|
| Operating Voltage | 100 VAC |
|-------------------|---------|

Body Features

| | |
|-----------------------|---------|
| Primary Product Color | Natural |
|-----------------------|---------|

Contact Features

| | |
|--|----------------|
| Contact Underplating Material | Nickel |
| PCB Contact Termination Area Plating Material Finish | Matte |
| Mating Tab Width | .76 mm[.03 in] |

| | |
|---|----------------------------|
| PCB Contact Termination Area Plating Material Thickness | 3.08 μ m[120 μ in] |
| Contact Layout | Inline |
| Contact Base Material | Phosphor Bronze |
| Mating Tab Thickness | .3 mm[.012 in] |
| PCB Contact Termination Area Plating Material | Tin |
| Contact Mating Area Plating Material Finish | Matte |
| Contact Mating Area Plating Material | Tin (Sn) |
| Contact Type | Pin |
| Contact Current Rating (Max) | .8 A |

Termination Features

| | |
|---|-----------------------|
| Rectangular Termination Post & Tail Width | .35 mm[.014 in] |
| Rectangular Termination Post & Tail Thickness | .3 mm[.012 in] |
| Termination Post & Tail Length | 1.7 mm[.067 in] |
| Termination Method to PCB | Through Hole - Solder |

Mechanical Attachment

| | |
|-------------------------|--------------|
| Mating Retention | Without |
| Mating Alignment Type | Polarization |
| PCB Mount Retention | Without |
| PCB Mount Alignment | Without |
| Connector Mounting Type | Board Mount |
| Mating Alignment | With |

Housing Features

| | |
|--------------------|------------------|
| Housing Material | PA 9T GF |
| Centerline (Pitch) | 1.25 mm[.049 in] |

Dimensions

| | |
|------------------|------------------|
| Connector Width | 3.2 mm[.126 in] |
| Connector Height | 4.7 mm[.185 in] |
| Connector Length | 6.75 mm[.266 in] |

Operation/Application

| | |
|---------------------|--------|
| Circuit Application | Signal |
|---------------------|--------|

Industry Standards

| | |
|------------------------|----------|
| UL Flammability Rating | UL 94V-0 |
|------------------------|----------|



Packaging Features

| | |
|--------------------|-----------|
| Packaging Quantity | 90 |
| Packaging Method | Box, Tube |

Product Compliance

[For compliance documentation, visit the product page on TE.com>](#)

| | |
|---|---|
| EU RoHS Directive 2011/65/EU | Compliant |
| EU ELV Directive 2000/53/EC | Compliant |
| China RoHS 2 Directive MIIT Order No 32, 2016 | No Restricted Materials Above Threshold |
| EU REACH Regulation (EC) No. 1907/2006 | Current ECHA Candidate List: JAN 2025 (247) Candidate List Declared Against: JAN 2023 (233) Does not contain REACH SVHC |
| Halogen Content | Not Low Halogen - contains Br or Cl > 900 ppm. |
| Solder Process Capability | Wave solder capable to 265°C |

Product Compliance Disclaimer

This information is provided based on reasonable inquiry of our suppliers and represents our current actual knowledge based on the information they provided. This information is subject to change. The part numbers that TE has identified as EU RoHS compliant have a maximum concentration of 0.1% by weight in homogenous materials for lead, hexavalent chromium, mercury, PBB, PBDE, DBP, BBP, DEHP, DIBP, and 0.01% for cadmium, or qualify for an exemption to these limits as defined in the Annexes of Directive 2011/65/EU (RoHS2). Finished electrical and electronic equipment products will be CE marked as required by Directive 2011/65/EU. Components may not be CE marked. Additionally, the part numbers that TE has identified as EU ELV compliant have a maximum concentration of 0.1% by weight in homogenous materials for lead, hexavalent chromium, and mercury, and 0.01% for cadmium, or qualify for an exemption to these limits as defined in the Annexes of Directive 2000/53/EC (ELV). Regarding the REACH Regulation, the information TE provides on SVHC in articles for this part number is based on the latest European Chemicals Agency (ECHA) 'Guidance on requirements for substances in articles' posted at this URL: <https://echa.europa.eu/guidance-documents/guidance-on-reach>

Customers Also Bought




TE Part #1-2057691-1
IMP100S,R,RA3P8C,LG,39



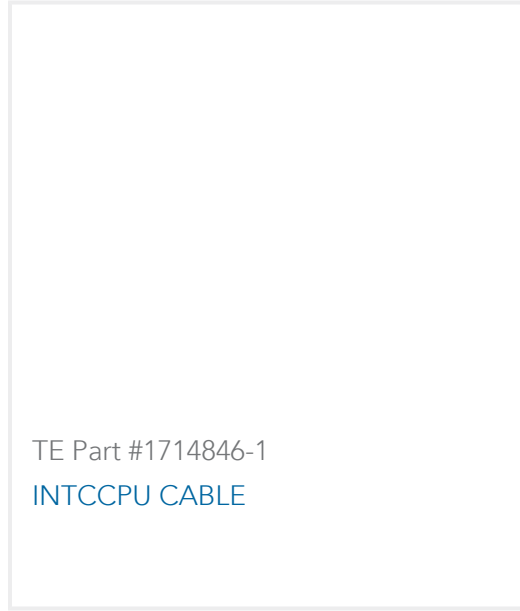
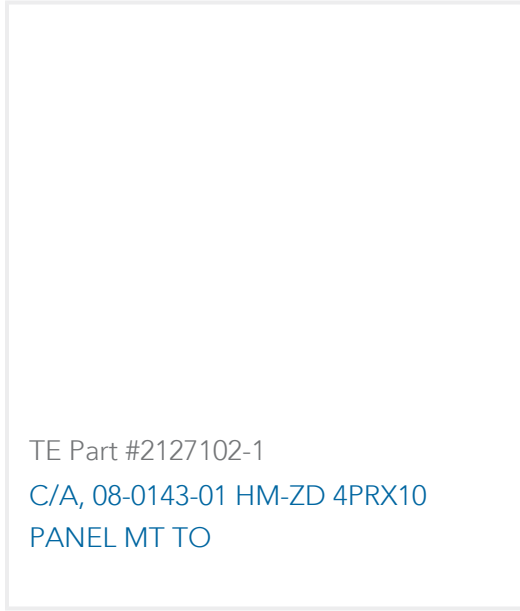
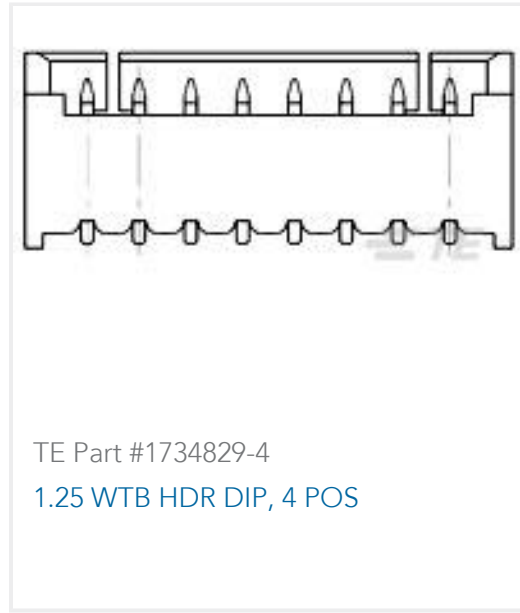
TE Part #6609117-6
6EGS1-2=F7860 SO



TE Part #20009605-21
FX29K0-100A-0025-L



TE Part #1879666-1
H8 133K 0.1% 15PPM



Documents

CAD Files

[3D PDF](#)

[3D](#)

Customer View Model

[ENG_CVM_CVM_1734598-4_R.2d_dxf.zip](#)

English

Customer View Model

[ENG_CVM_CVM_1734598-4_R.3d_igs.zip](#)

English

Customer View Model

[ENG_CVM_CVM_1734598-4_R.3d_stp.zip](#)

English

By downloading the CAD file I accept and agree to the [Terms and Conditions](#) of use.

Datasheets & Catalog Pages

[HPI Connectors QRG](#)

English

Product Specifications

[Application Specification](#)

English