



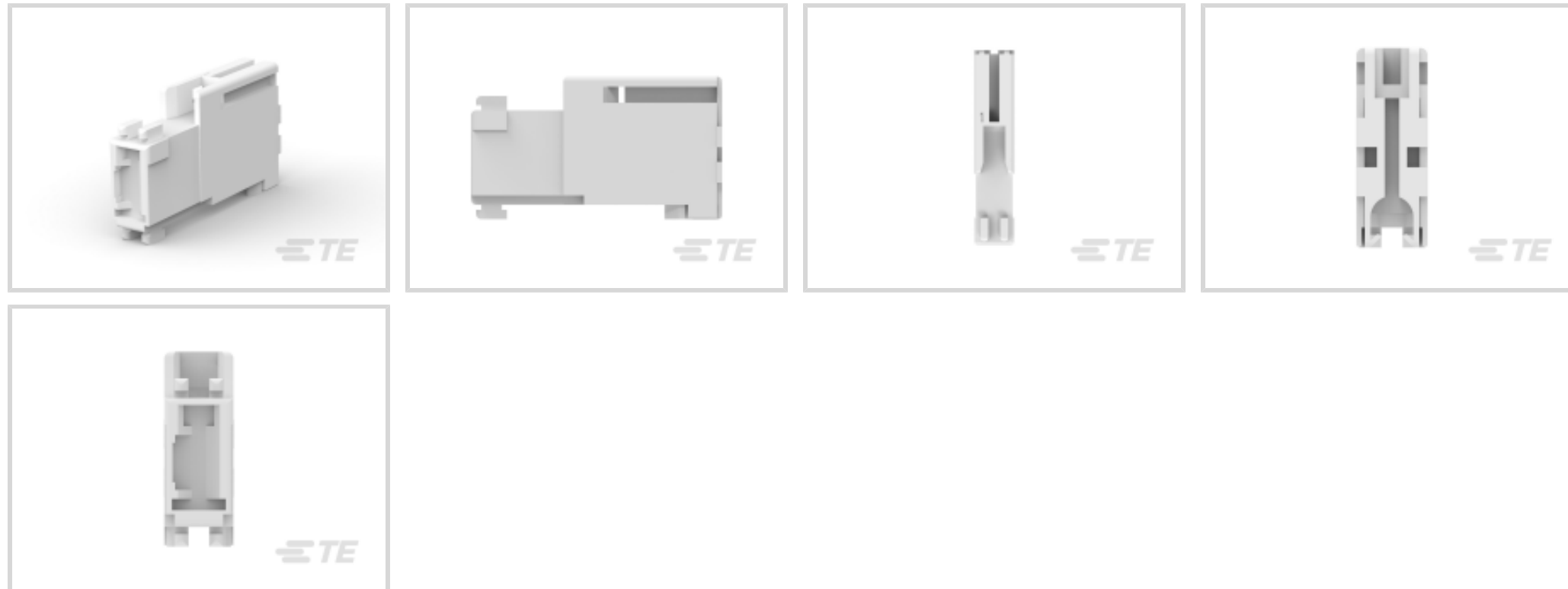
[RAST | RAST 5 IDC Connectors](#)

TE Internal #: 1534072-1

Connector Assembly, Receptacle, Insulation Displacement (IDC), Wire-to-Board, RAST 5 IDC Connectors, Rectangular Wire & Cable Connectors & Housings

[View on TE.com >](#)

Connectors > Rectangular Connectors > Standard Rectangular Connectors



Connector Product Type: **Connector Assembly**

Connector & Housing Type: **Receptacle**

Mating Alignment: **With**

Mating Alignment Type: **Polarization**

Mating Retention: **With**

**Features**

**Product Type Features**

Compatible With Discrete Wire Type	Stranded
Connector Product Type	Connector Assembly
Connector & Housing Type	Receptacle
Connector System	Wire-to-Board
Sealable	No
Connector & Contact Terminates To	Wire & Cable

**Configuration Features**

Number of Cavities	1
Contacts Preloaded	Yes
Number of Positions	1
Number of Rows	1

**Electrical Characteristics**

Operating Voltage	250 VAC
-------------------	---------

**Body Features**



Primary Product Color	Natural
-----------------------	---------

### Contact Features

Wire Contact Termination Area Plating Material	Tin
Contact Layout	Inline
Contact Type	Receptacle
Contact Mating Area Plating Material	Tin (Sn)
Contact Retention Within Housing	With
Contact Current Rating (Max)	10 A

### Termination Features

Termination Method to Wire & Cable	Insulation Displacement (IDC)
------------------------------------	-------------------------------

### Mechanical Attachment

Mating Alignment	With
Mating Alignment Type	Polarization
Mating Retention	With
Mating Retention Type	Locking Latch
Connector Mounting Type	Cable Mount (Free-Hanging)

### Housing Features

Housing Material	PA 6.6
Centerline (Pitch)	5 mm [.197 in]

### Dimensions

Connector Width	24.7 mm [.97 in]
Connector Height	12 mm [.47 in]
Wire Size	22 – 17 AWG
Connector Length	4.95 mm [.19 in]

### Usage Conditions

Operating Temperature Range	-40 – 110 °C [-40 – 230 °F]
-----------------------------	-----------------------------

### Operation/Application

Shielded	No
Circuit Application	Power

### Industry Standards

Compatible With Agency/Standards Products	CSA, UL, VDE
---	--------------



UL Rating	Recognized
Compatible With Approved Standards Products	UL E28476
CSA Rating	LR 7189
UL Flammability Rating	UL 94V-2

### Product Compliance

[For compliance documentation, visit the product page on TE.com>](#)

EU RoHS Directive 2011/65/EU	Compliant
EU ELV Directive 2000/53/EC	Compliant
China RoHS 2 Directive MIIT Order No 32, 2016	No Restricted Materials Above Threshold
EU REACH Regulation (EC) No. 1907/2006	Current ECHA Candidate List: JAN 2025 (247) Candidate List Declared Against: JAN 2025 (247) Does not contain REACH SVHC
Halogen Content	Not Low Halogen - contains Br or Cl > 900 ppm.
Solder Process Capability	Not applicable for solder process capability

#### Product Compliance Disclaimer

This information is provided based on reasonable inquiry of our suppliers and represents our current actual knowledge based on the information they provided. This information is subject to change. The part numbers that TE has identified as EU RoHS compliant have a maximum concentration of 0.1% by weight in homogenous materials for lead, hexavalent chromium, mercury, PBB, PBDE, DBP, BBP, DEHP, DIBP, and 0.01% for cadmium, or qualify for an exemption to these limits as defined in the Annexes of Directive 2011/65/EU (RoHS2). Finished electrical and electronic equipment products will be CE marked as required by Directive 2011/65/EU. Components may not be CE marked. Additionally, the part numbers that TE has identified as EU ELV compliant have a maximum concentration of 0.1% by weight in homogenous materials for lead, hexavalent chromium, and mercury, and 0.01% for cadmium, or qualify for an exemption to these limits as defined in the Annexes of Directive 2000/53/EC (ELV). Regarding the REACH Regulation, the information TE provides on SVHC in articles for this part number is based on the latest European Chemicals Agency (ECHA) 'Guidance on requirements for substances in articles' posted at this URL: <https://echa.europa.eu/guidance-documents/guidance-on-reach>

### Compatible Parts




TE Part # 2407711-1  
Multifitting Mk2 assy V0 1P,10Silver



TE Part # 1534072-2  
MULTIF.ASSY MK2 2POS,AR



TE Part # 1534072-7  
AMP MF MK II ASS'Y/AR 7POS



TE Part # 2393854-1  
AMP MULTIFITTING MKII ASSY 1P




TE Part # 1534072-4  
MULTIF.ASSY MK2 4POS, AR


### Also in the Series | RAST 5 IDC Connectors




Connector Contacts(12)



Crimp Terminal Housings(39)



Insertion & Extraction Tools(1)




PCB Headers & Receptacles(417)




Power Contacts(3)



Rectangular Power Connectors(481)




Standard Edge Connectors(31)



Wire-to-Board Headers & Receptacles (417)

### Customers Also Bought



TE Part #1534415-3  
DUOPL POW FEM CON3P



TE Part #3-1534798-5  
AMP DUOPLUG MK2 CONNECTOR  
5P SELECTIVE



TE Part #1534415-6  
DUOPL POW FEM CON6P



TE Part #1534072-3  
MULTIF.ASSY MK2 3POS,AR



TE Part #3-1534796-8  
AMP DUOPLUG MK2 CONNECTOR 8P



TE Part #3-1534796-6  
AMP DUOPLUG MK2 CONNECTOR 6P



TE Part #1534415-2  
DUOPL POW FEM CON2P



TE Part #3-1534796-3  
AMP DUOPLUG MK2 CONNECTOR 3P



## Documents

### Product Drawings

[MULTIFIT MK2 ASSY 1P,AR](#)

English

### CAD Files

[3D PDF](#)

3D

Customer View Model

[ENG\\_CVM\\_CVM\\_1534072-1\\_J.2d\\_dxf.zip](#)

English

Customer View Model

[ENG\\_CVM\\_CVM\\_1534072-1\\_J.3d\\_igs.zip](#)

English

Customer View Model

[ENG\\_CVM\\_CVM\\_1534072-1\\_J.3d\\_stp.zip](#)

English

By downloading the CAD file I accept and agree to the [Terms and Conditions](#) of use.

### Datasheets & Catalog Pages

[RAST Connector System Catalog](#)

English

### Product Specifications

[Application Specification](#)

English

### Agency Approvals

[VDE Certificate](#)

English

[VDE Certificate](#)

English

[VDE Certificate](#)

English