

1-84952-7 ✓ ACTIVE



FPC


TE Internal #: 1-84952-7

1 mm [.039 in] Centerline, Right Angle, Surface Mount, Stuffer

Actuator, Tin (Sn), 17 Position, FPC Connectors

[View on TE.com >](#)

Connectors > PCB Connectors > Wire-to-Board Connectors > FFC, FPC & Ribbon Connectors > FPC Connectors



Centerline (Pitch): 1 mm [.039 in]

Mating Retention Type: Zero Insertion Force (ZIF)

PCB Mount Orientation: Right Angle

Contact Mating Location: Bottom

Termination Method to PCB: Surface Mount

Features

Product Type Features

Connector & Contact Terminates To	Flexible Printed Circuit (FPC)
Connector Product Type	Connector Assembly
Connector System	Flex-to-Board
PCB Connector Type	PCB Mount Receptacle
FPC Actuator Type	Stuffer

Configuration Features

Compatible With Wire & Cable Type	FFC, FPC
Number of Rows	1
PCB Mount Orientation	Right Angle
Number of Positions	17

Electrical Characteristics

Operating Voltage	200 VAC
-------------------	---------

Body Features

Primary Product Color	Natural
-----------------------	---------



Contact Features

PCB Contact Termination Area Plating Material Finish	Bright
Contact Mating Area Plating Material Thickness	2 µm[78.74 µin]
Contact Current Rating (Max)	1 A
Contact Shape & Form	Single Beam
PCB Contact Termination Area Plating Material Thickness	2 µm[78.74 µin]
Contact Layout	Inline
Contact Base Material	Phosphor Bronze
PCB Contact Termination Area Plating Material	Tin
Contact Type	Socket
Contact Mating Area Plating Material Finish	Bright
Contact Mating Location	Bottom
Contact Mating Area Plating Material	Tin (Sn)

Termination Features

Termination Method to PCB	Surface Mount
---------------------------	---------------

Mechanical Attachment

Connector Mounting Type	Board Mount
PCB Mount Retention	With
Mating Alignment	With
PCB Mount Alignment	Without
Mating Retention Type	Zero Insertion Force (ZIF)

Housing Features

Housing Material	LCP
Centerline (Pitch)	1 mm[.039 in]

Dimensions

Accepts Flex Cable Thickness	.3 mm[.012 in]
Connector Width	6.54 mm[.258 in]
Connector Height	2.56 mm[.101 in]
Connector Length	24.92 mm[.981 in]

Usage Conditions

Operating Temperature Range	-40 – 85 °C[-40 – 185 °F]
-----------------------------	---------------------------

Operation/Application



Circuit Application	Signal
---------------------	--------

Identification Marking

Circuit Identification Feature	With
--------------------------------	------

Packaging Features

Packaging Quantity	1200
--------------------	------

Packaging Method	Tape & Reel
------------------	-------------

Product Compliance

[For compliance documentation, visit the product page on TE.com>](#)

EU RoHS Directive 2011/65/EU	Compliant
------------------------------	-----------

EU ELV Directive 2000/53/EC	Compliant
-----------------------------	-----------

China RoHS 2 Directive MIIT Order No 32, 2016	No Restricted Materials Above Threshold
---	---

EU REACH Regulation (EC) No. 1907/2006	Current ECHA Candidate List: JAN 2025 (247) Candidate List Declared Against: JAN 2021 (211) Does not contain REACH SVHC
--	---

Halogen Content	Not Low Halogen - contains Br or Cl > 900 ppm.
-----------------	--

Solder Process Capability	Reflow solder capable to 260°C
---------------------------	--------------------------------

Product Compliance Disclaimer

This information is provided based on reasonable inquiry of our suppliers and represents our current actual knowledge based on the information they provided. This information is subject to change. The part numbers that TE has identified as EU RoHS compliant have a maximum concentration of 0.1% by weight in homogenous materials for lead, hexavalent chromium, mercury, PBB, PBDE, DBP, BBP, DEHP, DIBP, and 0.01% for cadmium, or qualify for an exemption to these limits as defined in the Annexes of Directive 2011/65/EU (RoHS2). Finished electrical and electronic equipment products will be CE marked as required by Directive 2011/65/EU. Components may not be CE marked. Additionally, the part numbers that TE has identified as EU ELV compliant have a maximum concentration of 0.1% by weight in homogenous materials for lead, hexavalent chromium, and mercury, and 0.01% for cadmium, or qualify for an exemption to these limits as defined in the Annexes of Directive 2000/53/EC (ELV). Regarding the REACH Regulation, the information TE provides on SVHC in articles for this part number is based on the latest European Chemicals Agency (ECHA) 'Guidance on requirements for substances in articles' posted at this URL: <https://echa.europa.eu/guidance-documents/guidance-on-reach>

Compatible Parts



TE Part # 1-84953-7
1MM FPC HORZ.TOP CONT.ASSY 17P



TE Part # 1-1734248-7
1.0 FPC, ZIF V/T, SMT, 17P


Customers Also Bought



TE Part #440456-1
RING TERMINAL, TPBR



TE Part #6-1879278-7
RP 2A 47K5 0.1% 15PPM CUT LENGTH



TE Part #8-1879275-5
RP 2A 4K99 0.1% 15PPM CUT LENGTH




TE Part #1625856-4
RH73 2A 20M 10% 100PPM 1K RL



TE Part #5-103904-9
10 MTE HDR SRRA LATCH W/HLDWN



TE Part #2307731-8
8P,2MM,B-B,REC,DRHZ,SMD,0.76AU,TR



TE Part #1879808-1
RP 1J 1K0 0.1% 15PPM 5K RL



TE Part #5-2176264-9
RN 0805 4R75 0.1% 10PPM 1K RL



TE Part #2-2176371-1
RQ 0603 7K5 0.1% 10PPM 5K RL



TE Part #2842126-4
8P,2MM,BRK HDR,DRVT,2.8,0.1AU,TB

Documents

CAD Files

Customer View Model

[ENG_CVM_CVM_1-84952-7_A.2d_dxf.zip](#)

English

3D PDF

3D

Customer View Model

[ENG_CVM_CVM_1-84952-7_A.3d_igs.zip](#)

English



Customer View Model

[ENG_CVM_CVM_1-84952-7_A.3d_stp.zip](#)

English

By downloading the CAD file I accept and agree to the [Terms and Conditions](#) of use.

Datasheets & Catalog Pages

[FPC Connector Family](#)

English

[1-1773959-7-FPC-Connectors-CN](#)

English

Product Specifications

[Product Specification](#)

English

Agency Approvals

[UL Report](#)

English