

1-825437-0 ✓ ACTIVE

AMPMODU | AMPMODU Headers

TE Internal #: 1-825437-0

PCB Mount Header, Right Angle, Board-to-Board, 10 Position, 2.54 mm [.1 in] Centerline, Breakaway, Gold (Au) / Gold Flash, AMPMODU Headers

[View on TE.com >](#)



Connectors > PCB Connectors > PCB Headers & Receptacles



PCB Connector Type: **PCB Mount Header**

PCB Mount Orientation: **Right Angle**

Connector System: **Board-to-Board**

Number of Positions: **10**

Number of Rows: **1**

Features

Product Type Features

PCB Connector Type	PCB Mount Header
Connector System	Board-to-Board
Header Type	Breakaway
Sealable	No
Connector & Contact Terminates To	Printed Circuit Board
Connector Product Type	Connector Assembly

Configuration Features

Connector Contact Load Condition	Fully Loaded
Board-to-Board Configuration	Perpendicular
PCB Mount Orientation	Right Angle
Number of Positions	10
Number of Rows	1

Electrical Characteristics

Insulation Resistance	5000 MΩ
Dielectric Withstanding Voltage (Max)	750 Vrms

Body Features

Primary Product Color	Green
-----------------------	-------

Contact Features



Contact Underplating Material	Nickel
Contact Mating Area Plating Material Thickness	.8 μm [31.5 μin]
Mating Square Post Dimension	.64 mm[.025 in]
PCB Contact Termination Area Plating Material Thickness	2.5 μm
Contact Shape & Form	Square
Contact Base Material	Brass
PCB Contact Termination Area Plating Material	Tin
Contact Mating Area Plating Material	Gold (Au), Gold Flash
Contact Type	Pin
Contact Current Rating (Max)	5 A

Termination Features

Termination Post & Tail Length	3.2 mm[.126 in]
Square Termination Post & Tail Dimension	.64 mm[.025 in]
Termination Method to PCB	Through Hole - Solder

Mechanical Attachment

PCB Mount Retention	Without
PCB Mount Alignment	Without
Connector Mounting Type	Board Mount
Mating Alignment	Without

Housing Features

Housing Material	PBT
Centerline (Pitch)	2.54 mm[.1 in]

Dimensions

PCB Thickness (Recommended)	1.57 mm[.062 in]
-----------------------------	------------------

Usage Conditions

Housing Temperature Rating	Standard
Operating Temperature Range	-65 – 105 $^{\circ}\text{C}$ [-85 – 221 $^{\circ}\text{F}$]

Operation/Application

Circuit Application	Signal
---------------------	--------

Industry Standards

Compatible With Agency/Standards Products	CSA, UL
Compatible With Approved Standards Products	CSA LR7189, UL E28476



UL Flammability Rating	UL 94V-0
------------------------	----------

Packaging Features

Packaging Quantity	300
Packaging Method	Carton

Product Compliance

[For compliance documentation, visit the product page on TE.com>](#)

EU RoHS Directive 2011/65/EU	Compliant
EU ELV Directive 2000/53/EC	Compliant
China RoHS 2 Directive MIIT Order No 32, 2016	No Restricted Materials Above Threshold
EU REACH Regulation (EC) No. 1907/2006	Current ECHA Candidate List: JAN 2025 (247) Candidate List Declared Against: JAN 2025 (247) Does not contain REACH SVHC
Halogen Content	Not Low Halogen - contains Br or Cl > 900 ppm.
Solder Process Capability	Wave solder capable to 265°C

Product Compliance Disclaimer

This information is provided based on reasonable inquiry of our suppliers and represents our current actual knowledge based on the information they provided. This information is subject to change. The part numbers that TE has identified as EU RoHS compliant have a maximum concentration of 0.1% by weight in homogenous materials for lead, hexavalent chromium, mercury, PBB, PBDE, DBP, BBP, DEHP, DIBP, and 0.01% for cadmium, or qualify for an exemption to these limits as defined in the Annexes of Directive 2011/65/EU (RoHS2). Finished electrical and electronic equipment products will be CE marked as required by Directive 2011/65/EU. Components may not be CE marked. Additionally, the part numbers that TE has identified as EU ELV compliant have a maximum concentration of 0.1% by weight in homogenous materials for lead, hexavalent chromium, and mercury, and 0.01% for cadmium, or qualify for an exemption to these limits as defined in the Annexes of Directive 2000/53/EC (ELV). Regarding the REACH Regulation, the information TE provides on SVHC in articles for this part number is based on the latest European Chemicals Agency (ECHA) 'Guidance on requirements for substances in articles' posted at this URL: <https://echa.europa.eu/guidance-documents/guidance-on-reach>


Compatible Parts



Also in the Series | AMPMODU Headers




Automotive Headers(1)




Board-to-Board Headers & Receptacles(1576)



Connector Contacts(47)



Connector Hardware(1)




PCB Headers & Receptacles(1621)



Rectangular Power Connectors(43)



Wire-to-Board Connector Assemblies & Housings(5)



Wire-to-Board Headers & Receptacles (114)

Customers Also Bought



TE Part #214787-E
EPSVA KS GDM4 EE 6 3,8 SN *
STROMVERSORG



TE Part #1825139-7
A203SDZQ04



TE Part #6-2176089-2
RP 1J 0.166W 48K7 0.1% 25PPM 1K RL



TE Part #1887204-1
XT28816 metal clip




TE Part #1676236-2
RN 0805 1K58 0.1% 10PPM 1KRL




TE Part #5-1393239-4
RT214012



TE Part #DT04-12PA-CE08
REC, 12P, GRY, E, ENH KEY, A



TE Part #7-2176367-3
RQ 0603 26K1 0.1% 10PPM 1K RL



TE Part #142830-2
TUBING SPIRAP DIA 6 NAT 30
METERS



TE Part #HD36-24-47PE-059
PLG,47P,AL,E, CBLCLMPBT,DRAIN,16
/20,P,MC



Documents

Product Drawings

[MOD 2 PINHDR 1X10P.](#)

English

CAD Files

[3D PDF](#)

3D

Customer View Model

[ENG_CVM_CVM_1-825437-0_V.2d_dxf.zip](#)

English

Customer View Model

[ENG_CVM_CVM_1-825437-0_V.3d_igs.zip](#)

English

Customer View Model

[ENG_CVM_CVM_1-825437-0_V.3d_stp.zip](#)

English

By downloading the CAD file I accept and agree to the [Terms and Conditions](#) of use.

Agency Approvals

[UL Report](#)

English