




Connectors > Connector Accessories > Connector Hardware



Connector Hardware Accessory Type: **Holder**

Primary Product Color: **Ivory**

Primary Product Material: **PA 66**

Number of Positions: **16**

Operating Temperature (Max): **105 °C [221 °F]**

Features

Product Type Features

Connector Hardware Accessory Type	Holder
Hardware Accessory Function	Mounting

Configuration Features

Number of Positions	16
---------------------	----

Body Features

Primary Product Color	Ivory
Primary Product Material	PA 66

Housing Features

Centerline (Pitch)	2 mm [.079 in]
--------------------	----------------

Dimensions

Product Width	8.5 mm [.334 in]
Row-to-Row Spacing	6.6 mm
Product Length	20.25 mm [.797 in]
Product Height	8.3 mm [.326 in]
Wire Size	30 – 22 AWG

Usage Conditions

Operating Temperature (Max)	105 °C[221 °F]
Operating Temperature Range	-30 – 105 °C[-22 – 221 °F]

Packaging Features

Packaging Method	Bag
Packaging Quantity	1000

Product Compliance

[For compliance documentation, visit the product page on TE.com>](#)

EU RoHS Directive 2011/65/EU	Compliant
EU ELV Directive 2000/53/EC	Compliant
China RoHS 2 Directive MIIT Order No 32, 2016	No Restricted Materials Above Threshold
EU REACH Regulation (EC) No. 1907/2006	Current ECHA Candidate List: JAN 2025 (247) Candidate List Declared Against: JAN 2025 (247) Does not contain REACH SVHC
Halogen Content	Low Halogen - Br, Cl, F, I < 900 ppm per homogenous material. Also BFR/CFR/PVC Free
Solder Process Capability	Not applicable for solder process capability

Product Compliance Disclaimer

This information is provided based on reasonable inquiry of our suppliers and represents our current actual knowledge based on the information they provided. This information is subject to change. The part numbers that TE has identified as EU RoHS compliant have a maximum concentration of 0.1% by weight in homogenous materials for lead, hexavalent chromium, mercury, PBB, PBDE, DBP, BBP, DEHP, DIBP, and 0.01% for cadmium, or qualify for an exemption to these limits as defined in the Annexes of Directive 2011/65/EU (RoHS2). Finished electrical and electronic equipment products will be CE marked as required by Directive 2011/65/EU. Components may not be CE marked. Additionally, the part numbers that TE has identified as EU ELV compliant have a maximum concentration of 0.1% by weight in homogenous materials for lead, hexavalent chromium, and mercury, and 0.01% for cadmium, or qualify for an exemption to these limits as defined in the Annexes of Directive 2000/53/EC (ELV). Regarding the REACH Regulation, the information TE provides on SVHC in articles for this part number is based on the latest European Chemicals Agency (ECHA) 'Guidance on requirements for substances in articles' posted at this URL: <https://echa.europa.eu/guidance-documents/guidance-on-reach>

Compatible Parts



TE Part # CAT-AM7017-C7671
Common Termination Contacts —
POWER TRIPLE LOCK



TE Part # 1-292138-6
CT DOUBLE ROW ASSY H 16P HDR N




TE Part # 179228-8
CT CRIMP TYPE REC HSG



TE Part # CAT-3980700-DRWBSV
CT 2mm Dbl Row Assembly w/Boss:
Vert.

Also in the Series | AMP CT



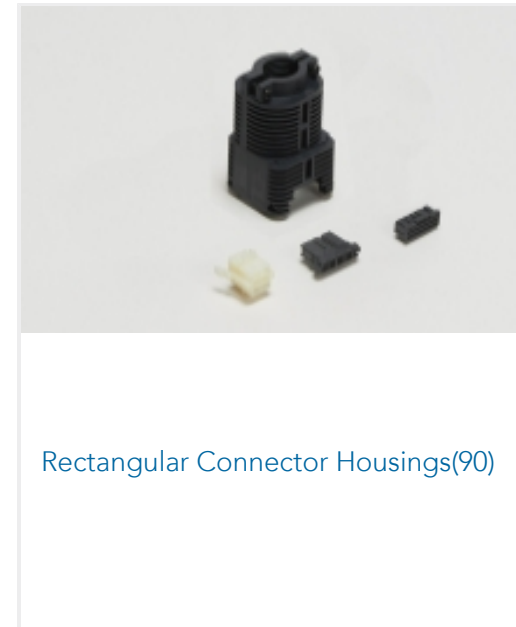
Connector Contacts(8)



Connector Hardware(46)




PCB Headers & Receptacles(756)



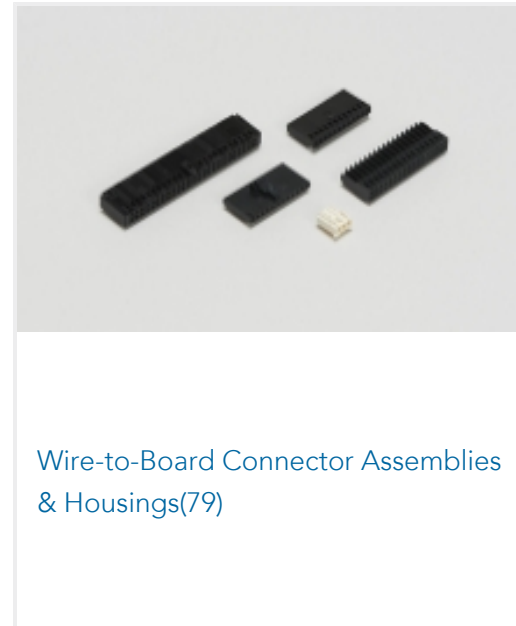
Rectangular Connector Housings(90)



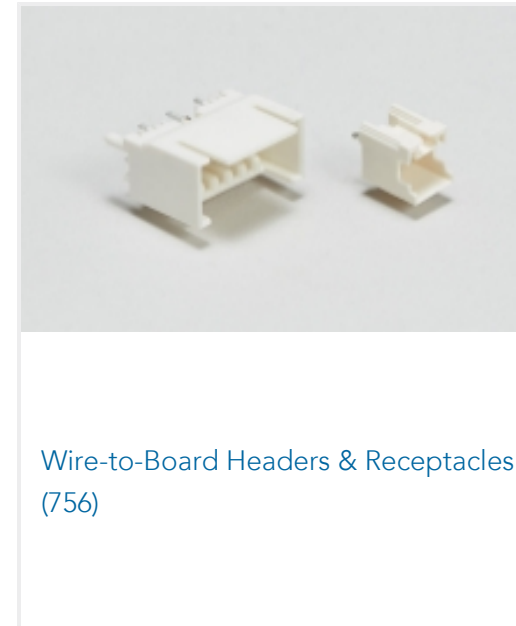
Rectangular Power Connectors(924)



Standard Rectangular Connectors(176)



Wire-to-Board Connector Assemblies
& Housings(79)



Wire-to-Board Headers & Receptacles
(756)

Customers Also Bought



TE Part #179228-8
CT CRIMP TYPE REC HSG



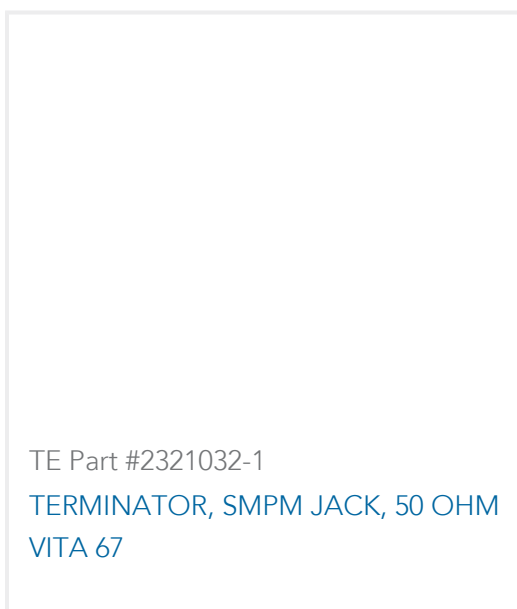
TE Part #104130-2
014 LOPRO HDR RA 30DP LATCH



TE Part #3-353293-2
1.5MM CT MT REC ASSY 12P BLACK



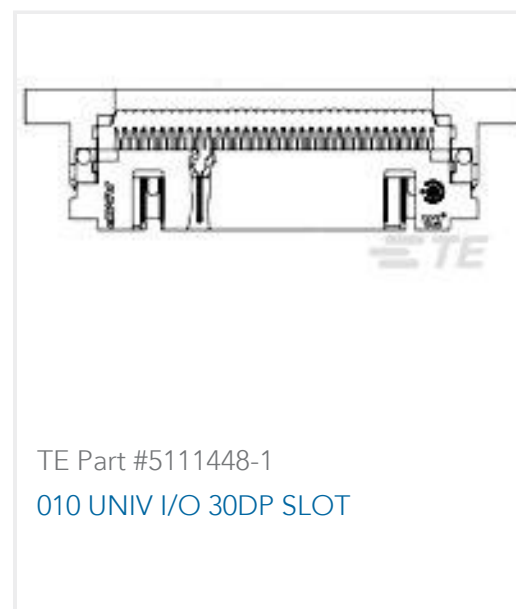
TE Part #3-353293-7
1.5MM CT MT REC ASSY 17P BLACK



TE Part #2321032-1
TERMINATOR, SMPM JACK, 50 OHM
VITA 67



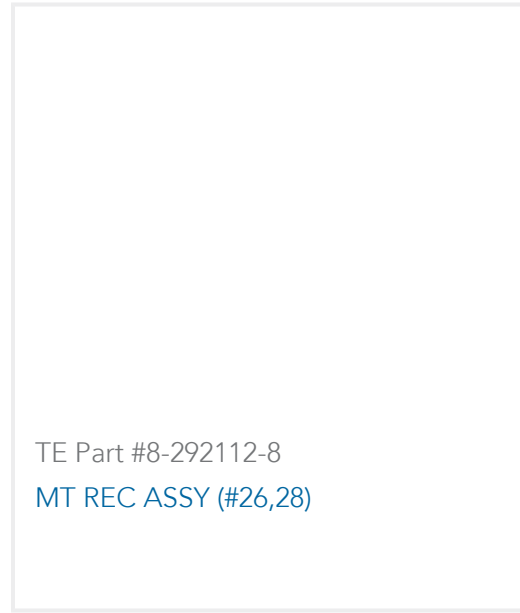
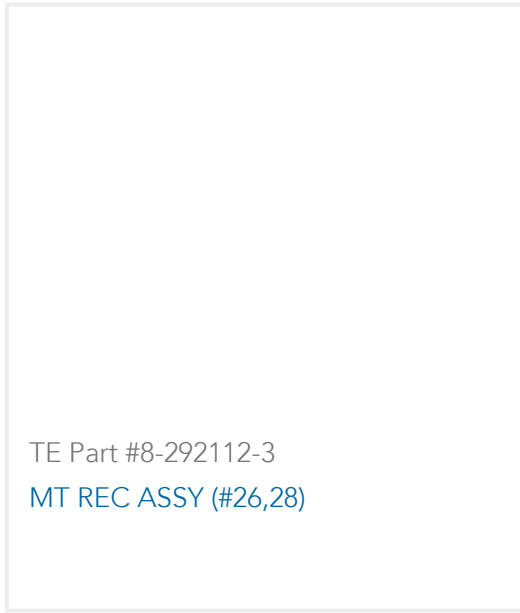
TE Part #3-353293-5
1.5MM CT MT REC ASSY 15P BLACK



TE Part #5111448-1
010 UNIV I/O 30DP SLOT



TE Part #2101924-4
8 POS PCB MNT RF MODULE W/
PINS & MARK



Documents

Product Drawings

[CT DBL ROW HOLDER,CRIMP,16P,NA](#)

English

CAD Files

[3D PDF](#)

3D

Customer View Model

[ENG_CVM_CVM_1-179472-6_B.2d_dxf.zip](#)

English

Customer View Model

[ENG_CVM_CVM_1-179472-6_B.3d_igs.zip](#)

English

Customer View Model

[ENG_CVM_CVM_1-179472-6_B.3d_stp.zip](#)

English

By downloading the CAD file I accept and agree to the [Terms and Conditions](#) of use.

Product Specifications

[Application Specification](#)

English

[Application Specification](#)

English

[Crimping AMP 2.0mm Pitch CT Receptacle Contact](#)

English

Agency Approvals

[CSA Certificate](#)

English

[CSA Certificate](#)

English