

1-1586041-0 ✓ ACTIVE



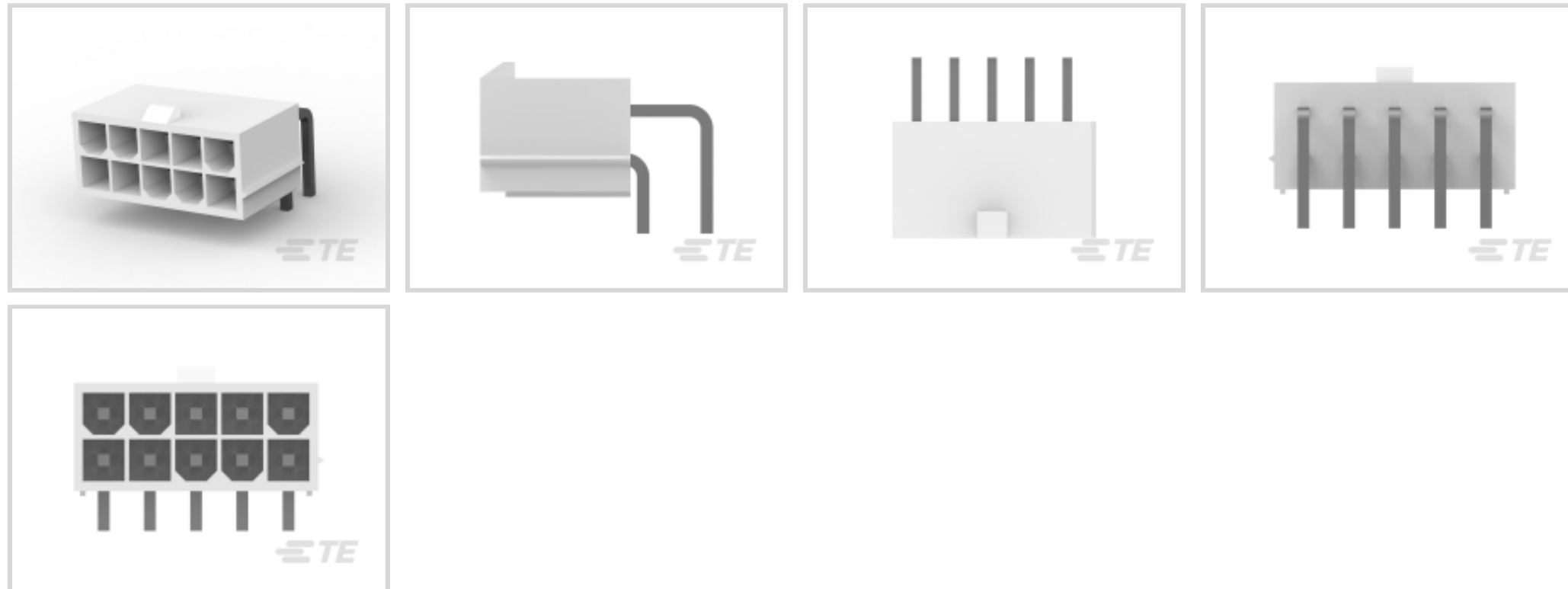
## VAL-U-LOK

TE Internal #: 1-1586041-0

PCB Mount Header, Right Angle, Wire-to-Board, 10 Position, 4.2 mm [.165 in] Centerline, Fully Shrouded, Tin (Sn), Through Hole - Solder, Power

[View on TE.com >](#)

Connectors > PCB Connectors > PCB Headers & Receptacles



PCB Connector Type: **PCB Mount Header**

PCB Mount Orientation: **Right Angle**

Connector System: **Wire-to-Board**

Number of Positions: **10**

Number of Rows: **2**

### Features

#### Product Type Features

Connector Shape	Rectangular
PCB Connector Type	PCB Mount Header
Connector System	Wire-to-Board
Header Type	Fully Shrouded
Sealable	No
Connector & Contact Terminates To	Printed Circuit Board
Connector Product Type	Connector Assembly

#### Configuration Features

Number of Loaded Positions	10
Number of Power Positions	10
PCB Mount Orientation	Right Angle
Number of Positions	10
Number of Rows	2

#### Electrical Characteristics



Operating Voltage	600 VAC
-------------------	---------

### Body Features

Primary Product Color	Natural
-----------------------	---------

### Contact Features

Contact Underplating Material	Nickel
-------------------------------	--------

Contact Underplating Material Thickness	.381 $\mu\text{m}$ [15 $\mu\text{in}$ ]
---	---

Contact Size	1.14mm
--------------	--------

Contact Mating Area Plating Material Thickness	2.032 $\mu\text{m}$ [80 $\mu\text{in}$ ]
--	--

PCB Contact Termination Area Plating Material Thickness	2.032 $\mu\text{m}$ [80 $\mu\text{in}$ ]
---	--

Contact Shape & Form	Square
----------------------	--------

Contact Layout	Matrix
----------------	--------

Contact Base Material	Brass
-----------------------	-------

PCB Contact Termination Area Plating Material	Tin
---	-----

Contact Mating Area Plating Material	Tin (Sn)
--------------------------------------	----------

Contact Type	Tab
--------------	-----

Contact Current Rating (Max)	9 A
------------------------------	-----

### Termination Features

Termination Post & Tail Length	3.6 mm[.141 in]
--------------------------------	-----------------

Square Termination Post & Tail Dimension	1.14 mm[.045 in]
--	------------------

Termination Method to PCB	Through Hole - Solder
---------------------------	-----------------------

### Mechanical Attachment

Mating Retention Type	Locking Tab
-----------------------	-------------

Mating Retention	With
------------------	------

Mating Alignment Type	Keyed
-----------------------	-------

PCB Mount Retention	Without
---------------------	---------

PCB Mount Alignment	Without
---------------------	---------

Connector Mounting Type	Board Mount
-------------------------	-------------

Mating Alignment	With
------------------	------

### Housing Features

Housing Material	Nylon
------------------	-------

Centerline (Pitch)	4.2 mm[.165 in]
--------------------	-----------------

### Dimensions



Row-to-Row Spacing	4.2 mm[.165 in]
Connector Width	13 mm[.51 in]
PCB Thickness (Recommended)	1.6 mm[.063 in]
Connector Height	9.8 mm[.386 in]
Connector Length	22.2 mm[.874 in]

### Usage Conditions

Operating Temperature (Max)	105 °C[221 °F]
Operating Temperature Range	-40 – 105 °C[-40 – 221 °F]

### Operation/Application

Circuit Application	Power
---------------------	-------

### Industry Standards

Compatible With Agency/Standards Products	CSA, UL
UL Rating	Recognized
Compatible With Approved Standards Products	UL E28476
Glow Wire Rating	Standard Part - Not Glow Wire
UL Flammability Rating	UL 94V-2

### Packaging Features

Packaging Quantity	170
Packaging Method	Tray

### Product Compliance

[For compliance documentation, visit the product page on TE.com>](#)

EU RoHS Directive 2011/65/EU	Compliant
EU ELV Directive 2000/53/EC	Not Yet Reviewed
China RoHS 2 Directive MIIT Order No 32, 2016	No Restricted Materials Above Threshold
EU REACH Regulation (EC) No. 1907/2006	Current ECHA Candidate List: JAN 2025 (247) Candidate List Declared Against: JAN 2025 (247) Does not contain REACH SVHC
Halogen Content	Low Halogen - Br, Cl, F, I < 900 ppm per homogenous material. Also BFR/CFR/PVC Free
Solder Process Capability	Wave solder capable to 265°C

Product Compliance Disclaimer

This information is provided based on reasonable inquiry of our suppliers and represents our current actual knowledge based on the information they provided. This information is subject to change. The part numbers that TE has identified as EU RoHS compliant have a maximum concentration of 0.1% by weight in homogenous materials for lead, hexavalent chromium, mercury, PBB, PBDE, DBP, BBP, DEHP, DIBP, and 0.01% for cadmium, or qualify for an exemption to these limits as defined in the Annexes of Directive 2011/65/EU (RoHS2). Finished electrical and electronic equipment products will be CE marked as required by Directive 2011/65/EU. Components may not be CE marked. Additionally, the part numbers that TE has identified as EU ELV compliant have a maximum concentration of 0.1% by weight in homogenous materials for lead, hexavalent chromium, and mercury, and 0.01% for cadmium, or qualify for an exemption to these limits as defined in the Annexes of Directive 2000/53/EC (ELV). Regarding the REACH Regulation, the information TE provides on SVHC in articles for this part number is based on the latest European Chemicals Agency (ECHA) 'Guidance on requirements for substances in articles' posted at this URL: <https://echa.europa.eu/guidance-documents/guidance-on-reach>

### Compatible Parts



TE Part # 1-794954-0  
10P RCPT VAL-U-LOK V2

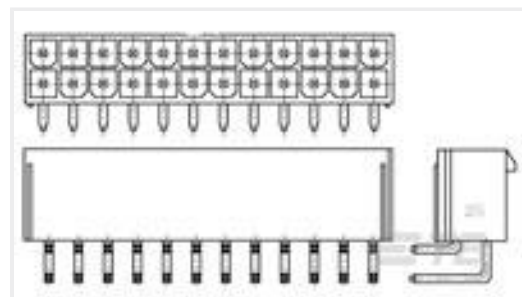


TE Part # 1-1969599-0  
10P PM PLUG VAL-U-LOK V2

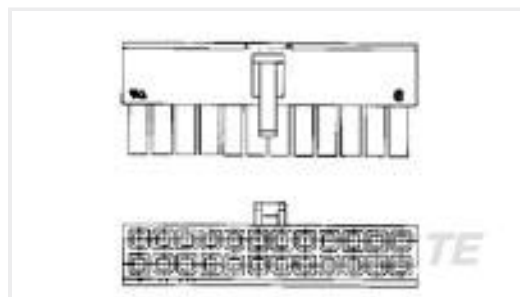


TE Part # 1-1969598-0  
10P FH PLUG VAL-U-LOK V2

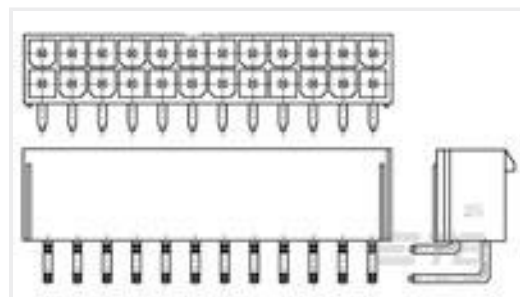
### Customers Also Bought



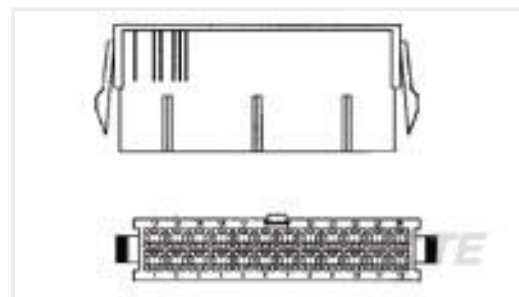
TE Part #1586041-2  
2P VAL-U-LOK R/A HDR V2



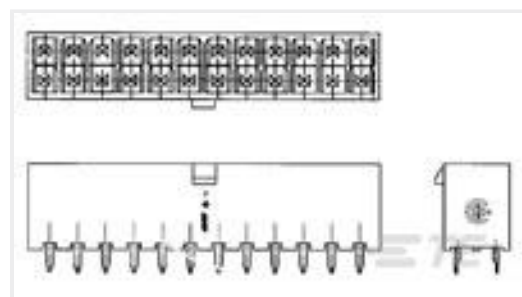
TE Part #794954-2  
2P RCPT VAL-U-LOK V2




TE Part #1586041-4  
4P VAL-U-LOK R/A HDR V2



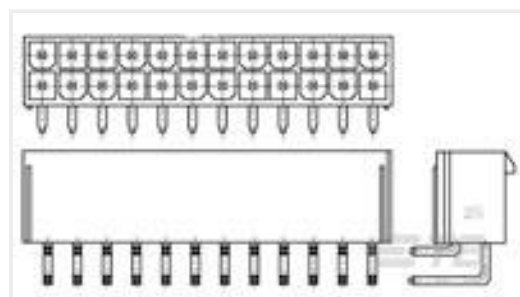
TE Part #794953-2  
2P PM PLUG VAL-U-LOK V2



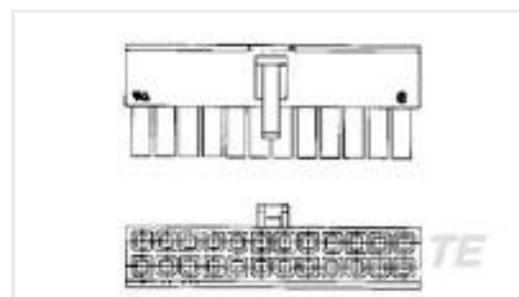
TE Part #1586037-6  
6P VERT HDR VAL-U-LOK V2



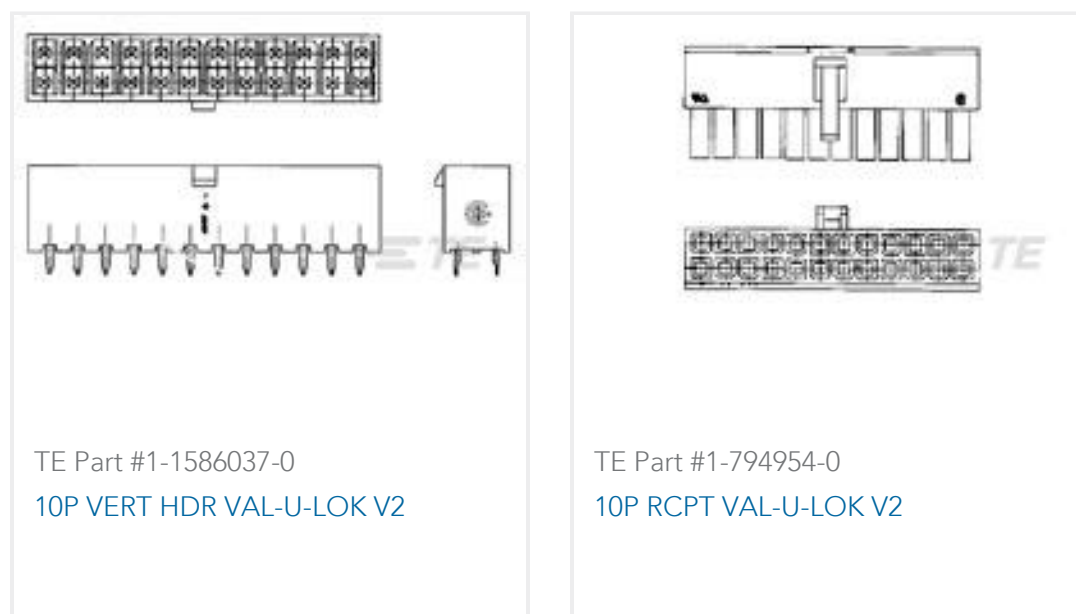
TE Part #9-2176421-5  
TLRP 2512 2.0W R120 1% 75PPM 4K RL



TE Part #1586041-6  
6P VAL-U-LOK R/A HDR V2



TE Part #794954-4  
4P RCPT VAL-U-LOK V2



## Documents

### Product Drawings

#### 10P VAL-U-LOK R/A HDR V2

English

### CAD Files

#### Customer View Model

[ENG\\_CVM\\_1-1586041-0\\_B.3d\\_stp.zip](#)

English

#### Customer View Model

[ENG\\_CVM\\_1-1586041-0\\_B.2d\\_dxf.zip](#)

English

#### Customer View Model

[ENG\\_CVM\\_1-1586041-0\\_B.3d\\_igs.zip](#)

English

### 3D PDF

English

By downloading the CAD file I accept and agree to the [Terms and Conditions](#) of use.

### Datasheets & Catalog Pages

#### SOFT\_SHELL\_PIN\_AND\_SOCKET\_CONNECTORS\_CATALOG

English

### Product Specifications

#### Application Specification

English

### Agency Approvals

#### UL Report

English

#### UL Report

English