



Contact module with 1 contact element, 1 NC, gold-plated contacts, screw terminal, for floor mounting

product brand name	SIRIUS ACT
product designation	Contact module
product type designation	3SU1
<b>Contact block/ lampholder</b>	
socket design	other
<b>General technical data</b>	
product function positive opening	Yes
insulation voltage rated value	500 V
degree of pollution	3
type of voltage	
• of the operating voltage	AC/DC
• of the input voltage	AC/DC
surge voltage resistance rated value	6 kV
protection class IP	
• of the enclosure	IP40
• of the terminal	IP20
shock resistance	
• according to IEC 60068-2-27	sinusoidal half-wave 15g / 11 ms
• for railway applications according to EN 61373	Category 1, Class B
vibration resistance	
• according to IEC 60068-2-6	10 ... 500 Hz: 5g
• for railway applications according to EN 61373	Category 1, Class B
operating frequency maximum	3 600 1/h
mechanical service life (operating cycles) typical	10 000 000
electrical endurance (operating cycles) typical	10 000 000
thermal current	10 A
reference code according to IEC 81346-2	S
continuous current of the C characteristic MCB	10 A
Substance Prohibitance (Date)	10/01/2014
operating voltage	
• at AC	
— at 50 Hz rated value	5 ... 500 V
— at 60 Hz rated value	5 ... 500 V
• at DC rated value	5 ... 500 V
<b>Power Electronics</b>	
contact reliability	One maloperation per 100 million (17 V, 5 mA), one maloperation per 10 million (5 V, 1 mA)
<b>Auxiliary circuit</b>	
design of the contact of auxiliary contacts	Gold-plated
number of NC contacts for auxiliary contacts	1

<ul style="list-style-type: none"> <li>lagging switching</li> </ul>	0
<b>number of NO contacts for auxiliary contacts</b>	0
<ul style="list-style-type: none"> <li>leading contact</li> </ul>	0
<b>operational current at AC-12</b>	
<ul style="list-style-type: none"> <li>at 24 V rated value</li> </ul>	10 A
<ul style="list-style-type: none"> <li>at 48 V rated value</li> </ul>	10 A
<ul style="list-style-type: none"> <li>at 110 V rated value</li> </ul>	10 A
<ul style="list-style-type: none"> <li>at 230 V rated value</li> </ul>	8 A
<ul style="list-style-type: none"> <li>at 400 V rated value</li> </ul>	8 A
<b>operational current at AC-15</b>	
<ul style="list-style-type: none"> <li>at 24 V rated value</li> </ul>	6 A
<ul style="list-style-type: none"> <li>at 48 V rated value</li> </ul>	6 A
<ul style="list-style-type: none"> <li>at 110 V rated value</li> </ul>	6 A
<ul style="list-style-type: none"> <li>at 230 V rated value</li> </ul>	6 A
<ul style="list-style-type: none"> <li>at 400 V rated value</li> </ul>	3 A
<ul style="list-style-type: none"> <li>at 500 V rated value</li> </ul>	1.4 A
<b>operational current at DC-12</b>	
<ul style="list-style-type: none"> <li>at 24 V rated value</li> </ul>	10 A
<ul style="list-style-type: none"> <li>at 48 V rated value</li> </ul>	5 A
<ul style="list-style-type: none"> <li>at 110 V rated value</li> </ul>	2.5 A
<ul style="list-style-type: none"> <li>at 230 V rated value</li> </ul>	1 A
<ul style="list-style-type: none"> <li>at 400 V rated value</li> </ul>	0.3 A
<ul style="list-style-type: none"> <li>at 500 V rated value</li> </ul>	0.3 A
<b>operational current at DC-13</b>	
<ul style="list-style-type: none"> <li>at 24 V rated value</li> </ul>	3 A
<ul style="list-style-type: none"> <li>at 48 V rated value</li> </ul>	1.5 A
<ul style="list-style-type: none"> <li>at 110 V rated value</li> </ul>	0.7 A
<ul style="list-style-type: none"> <li>at 230 V rated value</li> </ul>	0.3 A
<ul style="list-style-type: none"> <li>at 400 V rated value</li> </ul>	0.1 A
<ul style="list-style-type: none"> <li>at 500 V rated value</li> </ul>	0.1 A
<b>Connections/ Terminals</b>	
<b>type of electrical connection</b>	screw-type terminals
<b>type of connectable conductor cross-sections</b>	
<ul style="list-style-type: none"> <li>solid with core end processing</li> </ul>	2x (0.5 ... 0.75 mm <sup>2</sup> )
<ul style="list-style-type: none"> <li>solid without core end processing</li> </ul>	2x (1.0 ... 1.5 mm <sup>2</sup> )
<ul style="list-style-type: none"> <li>finely stranded with core end processing</li> </ul>	2x (0.5 ... 1.5 mm <sup>2</sup> )
<ul style="list-style-type: none"> <li>finely stranded without core end processing</li> </ul>	2x (1,0 ... 1,5 mm <sup>2</sup> )
<ul style="list-style-type: none"> <li>for AWG cables</li> </ul>	2x (18 ... 14)
tightening torque with screw-type terminals	0.8 ... 0.9 N·m
<b>Ambient conditions</b>	
<b>ambient temperature</b>	
<ul style="list-style-type: none"> <li>during operation</li> </ul>	-25 ... +70 °C
<ul style="list-style-type: none"> <li>during storage</li> </ul>	-40 ... +80 °C
environmental category during operation according to IEC 60721	3M6, 3S2, 3B2, 3C3 (without salt spray), 3K6 (with relative humidity of 10 ... 95%, no condensation in operation permitted)
<b>Installation/ mounting/ dimensions</b>	
<b>fastening method</b>	floor mounting
<ul style="list-style-type: none"> <li>of modules and accessories</li> </ul>	Floor mounting
<b>height</b>	33.2 mm
<b>width</b>	9.8 mm
<b>depth</b>	27.7 mm
<b>suitability for integration</b>	
<ul style="list-style-type: none"> <li>plastic enclosure</li> </ul>	Yes
<ul style="list-style-type: none"> <li>metal enclosure</li> </ul>	Yes
<b>Certificates/ approvals</b>	
<b>General Product Approval</b>	









[Confirmation](#)



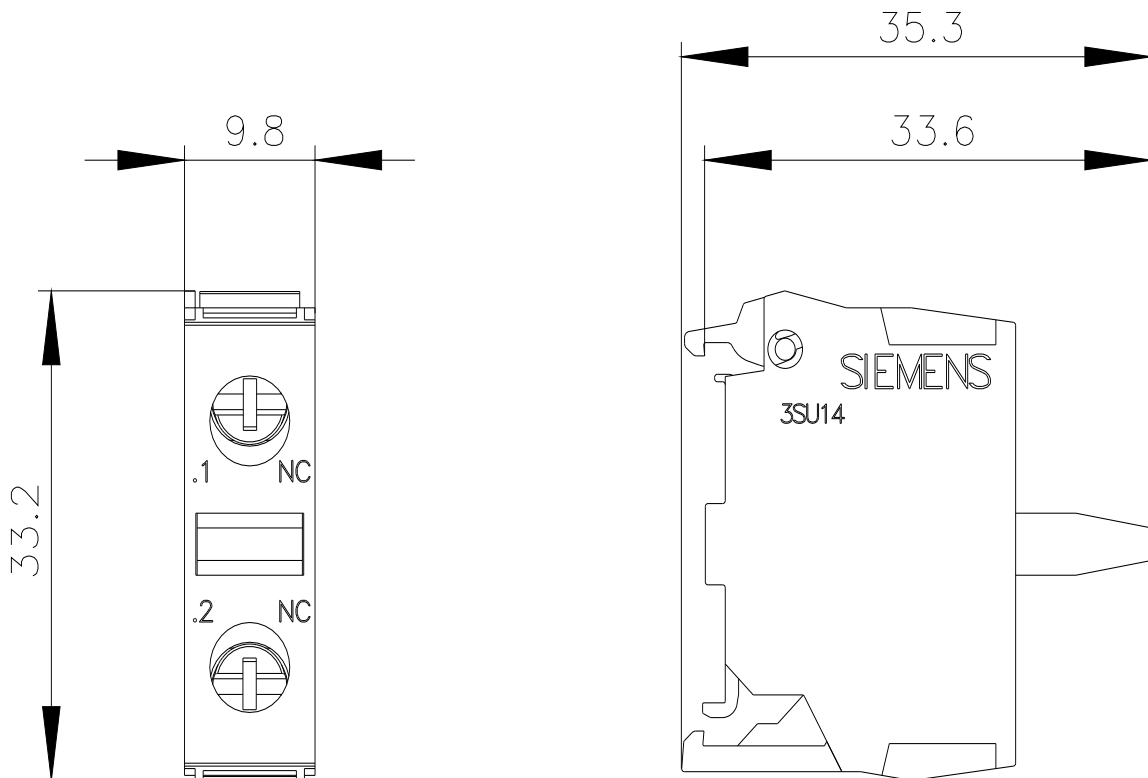
[KC](#)

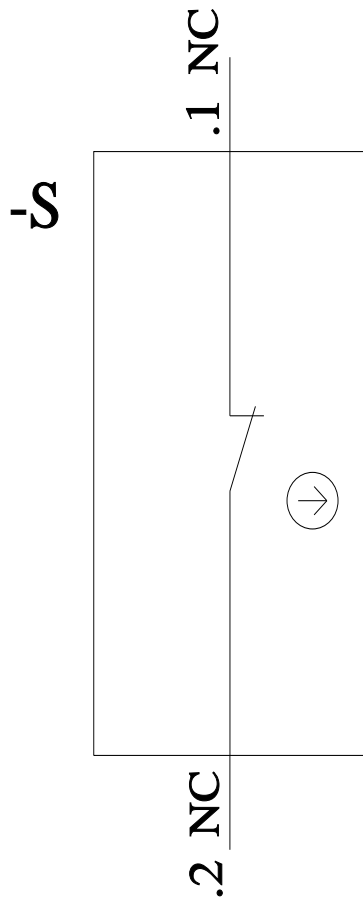


Declaration of Conformity		Test Certificates		Marine / Shipping	
		<a href="#">Type Test Certificates/Test Report</a>	<a href="#">Special Test Certificate</a>		
Marine / Shipping		other	Environment		
		<a href="#">Confirmation</a>	<a href="#">Environmental Confirmations</a>		

**Further information**

Siemens has decided to exit the Russian market (see here).  
<https://press.siemens.com/global/en/pressrelease/siemens-wind-down-russian-business>  
 Siemens is working on the renewal of the current EAC certificates.  
 Please contact your local Siemens office on the status of validity of the EAC certification if you intend to import or offer to supply these products to an EAC relevant market (other than the sanctioned EAEU member states Russia or Belarus).  
**Information on the packaging**  
<https://support.industry.siemens.com/cs/ww/en/view/109813875>  
**Information- and Downloadcenter (Catalogs, Brochures,...)**  
<https://www.siemens.com/ic10>  
**Industry Mall (Online ordering system)**  
<https://mall.industry.siemens.com/mall/en/en/Catalog/product?mlfb=3SU1400-2AA10-1MA0>  
**Cax online generator**  
<http://support.automation.siemens.com/WW/CAXorder/default.aspx?lang=en&mlfb=3SU1400-2AA10-1MA0>  
**Service&Support (Manuals, Certificates, Characteristics, FAQs,...)**  
<https://support.industry.siemens.com/cs/ww/en/ps/3SU1400-2AA10-1MA0>  
**Image database (product images, 2D dimension drawings, 3D models, device circuit diagrams, EPLAN macros, ...)**  
[http://www.automation.siemens.com/bilddb/cax\\_de.aspx?mlfb=3SU1400-2AA10-1MA0&lang=en](http://www.automation.siemens.com/bilddb/cax_de.aspx?mlfb=3SU1400-2AA10-1MA0&lang=en)





---

last modified:

3/9/2022 